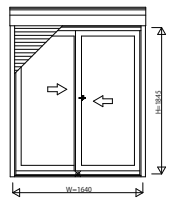
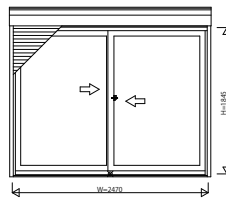
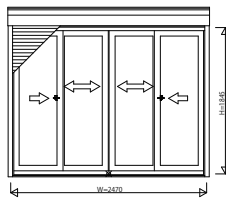
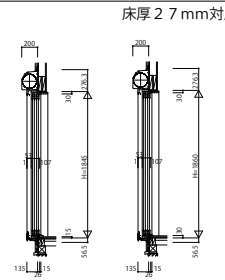
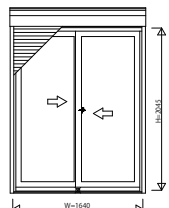
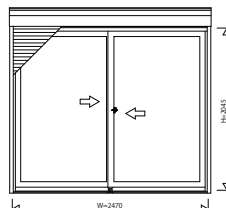
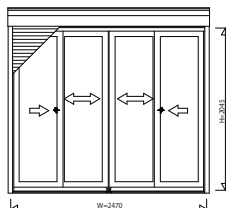
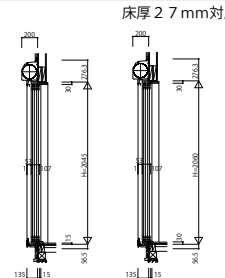
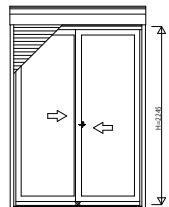
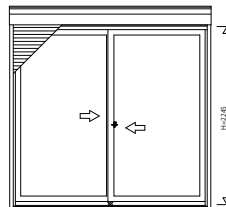
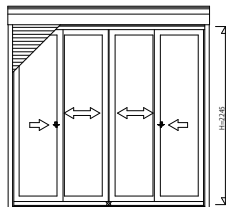
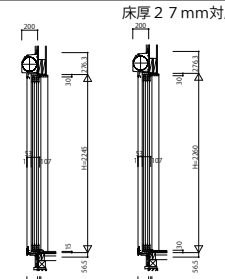
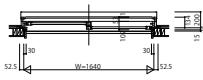
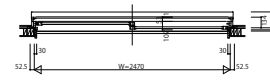
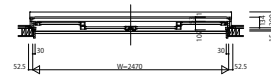
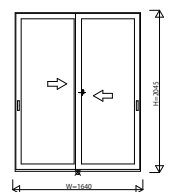


2 4 AP 3 _ 2 AP W 3 3 1 シャッター付引違いテラス戸 2・4 枚建 外観姿図・内観姿図 リモコンスリットシャッター GR 2×4

	W=1640(w=1580)	W=2470(w=2410)	W=2470(w=2410)		縦断面図			
H=1845(h=1800)	SHSX-16018-M + YHSX-16018-XA2WE-SHS 	SHSX-24318-M + YHSX-24318-XA2WE-SHS 	SHSX-24318-4M + YHSX-24318-XA2WE-SHS 	H=1845(h=1800)				
H=2045(h=2000)	SHSX-16020-M + YHSX-16020-XA2WE-SHS 	SHSX-24320-M + YHSX-24320-XA2WE-SHS 	SHSX-24320-4M + YHSX-24320-XA2WE-SHS 	H=2045(h=2000)				
H=2245(h=2200)	SHSX-16022-M + YHSX-16022-XA2WE-SHS 	SHSX-24322-M + YHSX-24322-XA2WE-SHS 	SHSX-24322-4M + YHSX-24322-XA2WE-SHS 	H=2245(h=2200)				
	W=1640(w=1600)	W=2470(w=2410)	W=2470(w=2410)					
横断面図								
	内観姿図		内観姿図					
内観姿図	SHSX-16020-M + YHSX-16020-XA2WE-SHS 		SHSX-24320-4M + YHSX-24320-XA2WE-SHS 