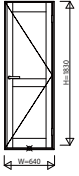
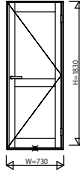
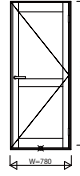
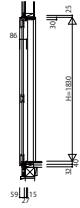
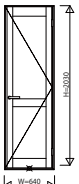
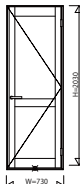
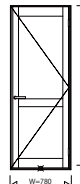
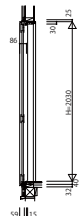
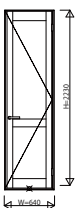
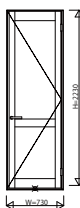
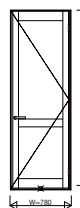
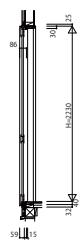


APW41_KV APW411 勝手口ドア

AXD-(AP)06018-KR(L)V W=640 H=1,830	AXD-(AP)06918-KR(L)V W=730 H=1,830	AXD-(AP)07418-KR(L)V W=780 H=1,830	AXD-(AP)**18-KR(L)V H=1,830		
					
AXD-(AP)06020-KR(L)V W=640 H=2,030	AXD-(AP)06920-KR(L)V W=730 H=2,030	AXD-(AP)07420-KR(L)V W=780 H=2,030	AXD-(AP)**20-KR(L)V H=2,030		
					
AXD-(AP)06022-KR(L)V W=640 H=2,230	AXD-(AP)06922-KR(L)V W=730 H=2,230	AXD-(AP)07422-KR(L)V W=780 H=2,230	AXD-(AP)**22-KR(L)V H=2,230		
					
AXD-(AP)060**-KR(L)V W=640	AXD-(AP)069**-KR(L)V W=730	AXD-(AP)074**-KR(L)V W=780	内観姿図 W=780 H=2,030		
