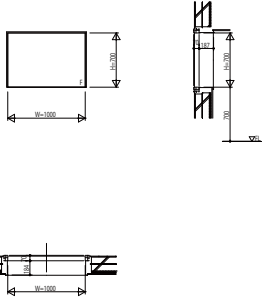
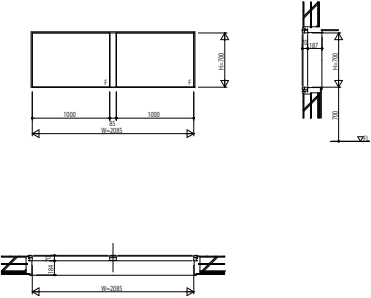
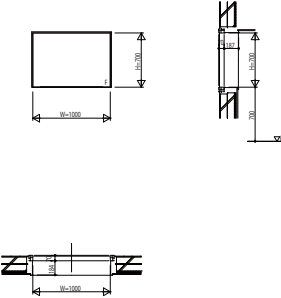
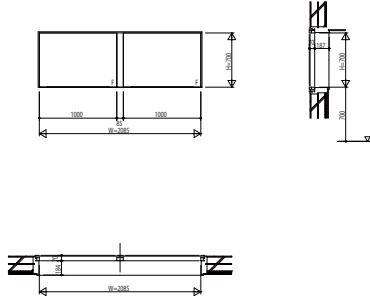
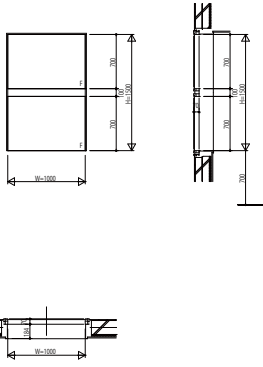
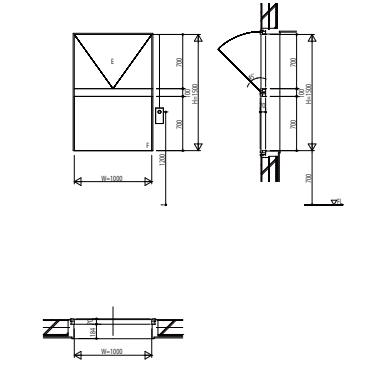
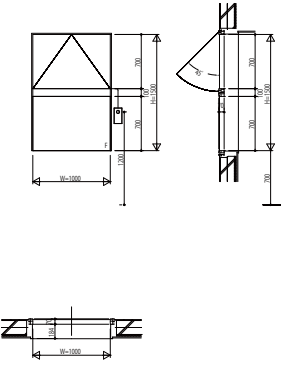
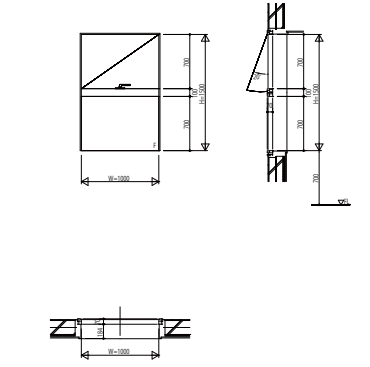
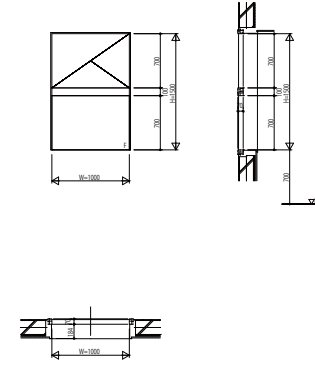
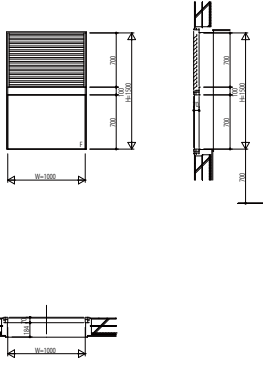
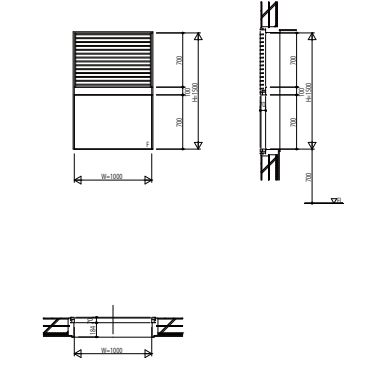
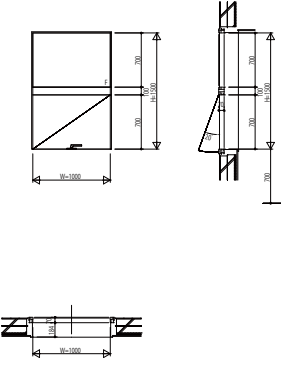
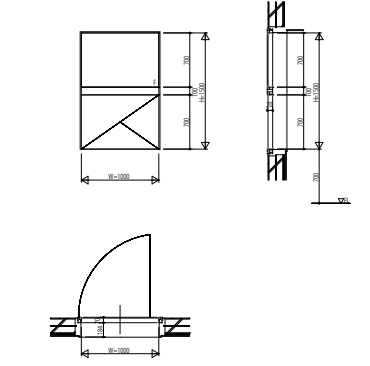


BFS3PJ01 SYSTEMA310 つらいち枠 はめ殺し窓

はめ殺し窓 W=1,000 H=700	はめ殺し窓、はめ殺し縦骨連窓 W=2,085 H=700	開閉換気口付はめ殺し窓 W=1,000 H=700	開閉換気口付はめ殺し窓、はめ殺し縦骨連窓 W=2,085 H=700	
				
はめ殺し窓+はめ殺し段窓 W=1,000 H=1,500	外倒し窓+はめ殺し段窓 W=1,000 H=1,500	突き出し窓+はめ殺し段窓 W=1,000 H=1,500	迂り出し窓+はめ殺し段窓 W=1,000 H=1,500	縦迂り出し窓+はめ殺し段窓 W=1,000 H=1,500
				
ガラリ(ブラインドタイプ)+はめ殺し段窓 W=1,000 H=1,500	ガラリ(ルーバータイプ)+はめ殺し段窓 W=1,000 H=1,500	はめ殺し窓+迂り出し段窓 W=1,000 H=1,500	はめ殺し窓+縦迂り出し段窓 W=1,000 H=1,500	SYSTEMA310 性能等級
				<p>耐風圧性 S-5 (2400Pa)</p> <p>気密性 A-4 (2等級線)</p> <p>水密性 W-5 (500Pa)</p> <p>遮音性 T-1 (25等級線) T-2 (30等級線) ガラス厚8mm以上の場合</p> <p>断熱性 H-1 (複層ガラスを使用した場合)</p> <p>防火性 防火設備(防火戸)認定商品</p> <p>ただし、窓種・サイズにより適応値が異なります</p>