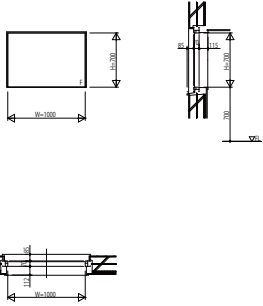
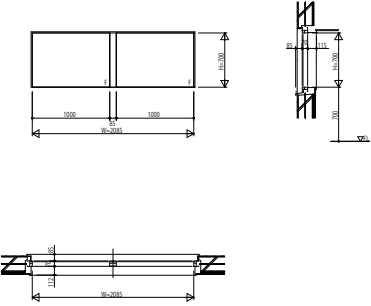
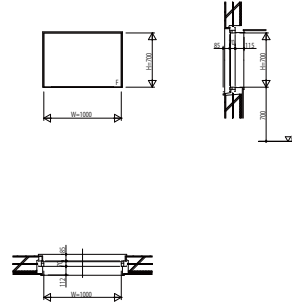
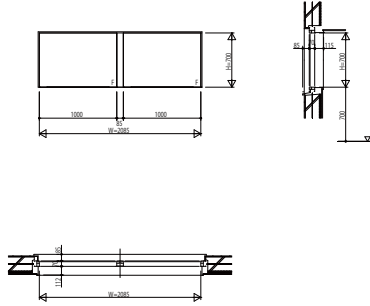
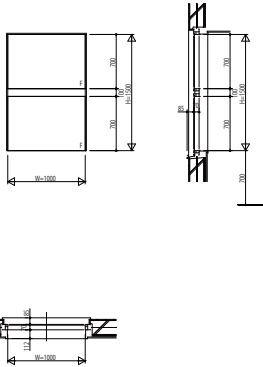
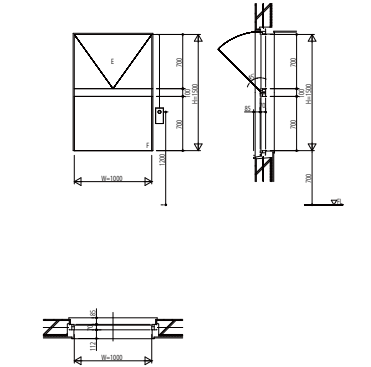
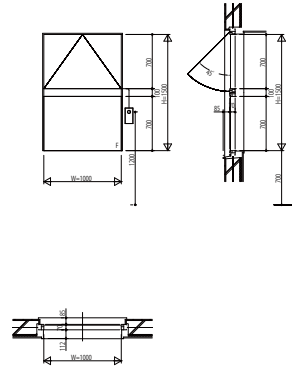
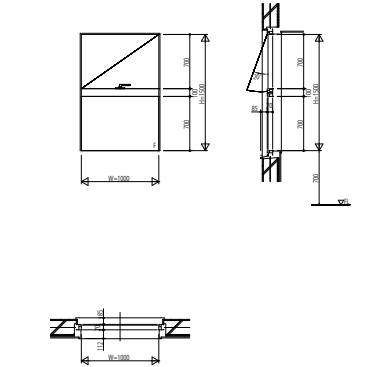
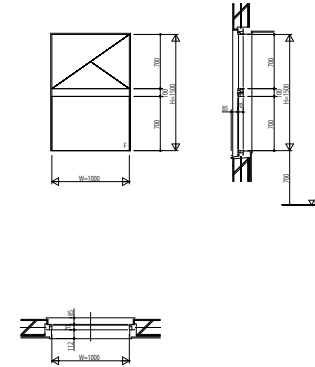
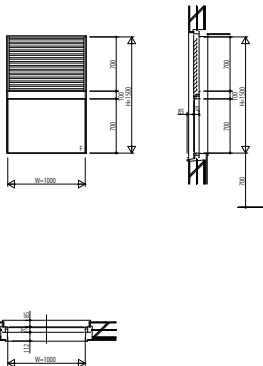
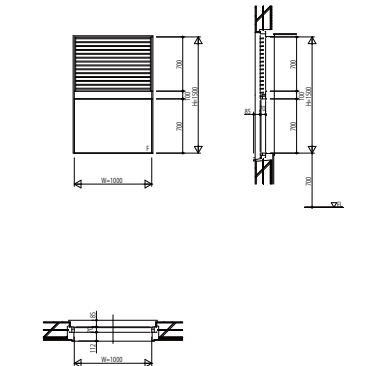
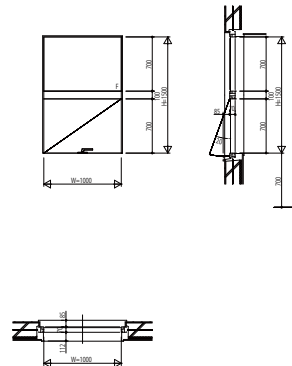
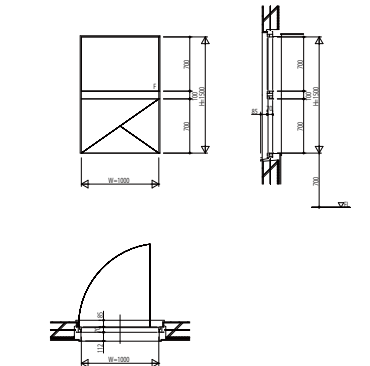


BRS3PJ01 SYSTEMA310 RC枠 はめ殺し窓

<p>はめ殺し窓 W=1,000 H=700</p> 	<p>はめ殺し窓、はめ殺し縦骨連窓 W=2,085 H=700</p> 	<p>開閉換気口付はめ殺し窓 W=1,000 H=700</p> 	<p>開閉換気口付はめ殺し窓、はめ殺し縦骨連窓 W=2,085 H=700</p> 	
<p>はめ殺し窓+はめ殺し段窓 W=1,000 H=1,500</p> 	<p>外倒し窓+はめ殺し段窓 W=1,000 H=1,500</p> 	<p>突き出し窓+はめ殺し段窓 W=1,000 H=1,500</p> 	<p>内り出し窓+はめ殺し段窓 W=1,000 H=1,500</p> 	<p>縦内り出し窓+はめ殺し段窓 W=1,000 H=1,500</p> 
<p>ガラリ(ブラインドタイプ)+はめ殺し段窓 W=1,000 H=1,500</p> 	<p>ガラリ(ルーバータイプ)+はめ殺し段窓 W=1,000 H=1,500</p> 	<p>はめ殺し窓+内り出し段窓 W=1,000 H=1,500</p> 	<p>はめ殺し窓+縦内り出し段窓 W=1,000 H=1,500</p> 	<p>SYSTEMA310 性能等級</p>
				<p>耐風圧性 S-5 (2400 Pa) 気密性 A-4 (2等級線) 水密性 W-5 (500 Pa) 遮音性 T-1 (25等級線) T-2 (30等級線) ガラス厚8mm以上の場合 断熱性 H-1 (複層ガラスを使用した場合) 防火性 防火設備(防火戸)認定商品 ただし、窓種・サイズにより適応値が異なります</p>