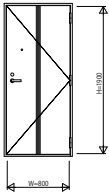
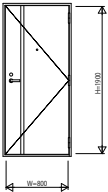
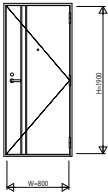
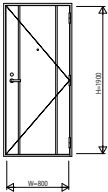
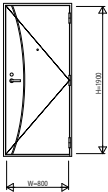
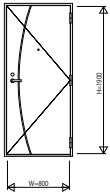
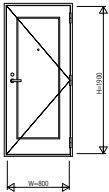
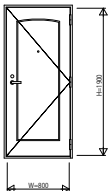
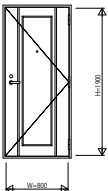
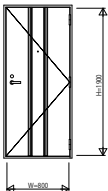
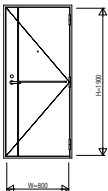
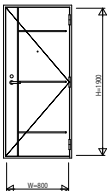
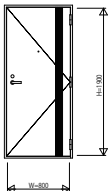
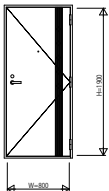
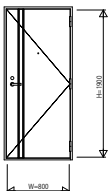
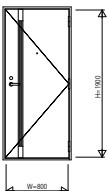
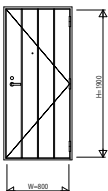
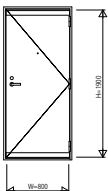
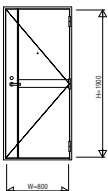
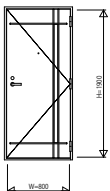
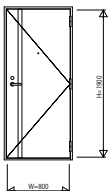
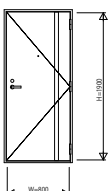
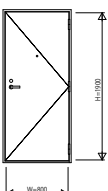
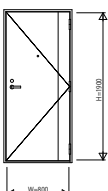
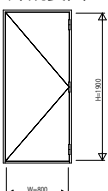

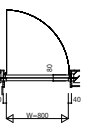
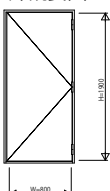

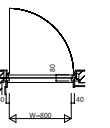


BSDEX02 EXIMA 80St Type M モールデザイン / Type F フラットデザイン 標準仕様 / 対震防犯仕様 / 対震防犯・指はさみ防止仕様

EXIMA 80 St Type M M1 W=800 H=1,900	EXIMA 80 St Type M M2 W=800 H=1,900	EXIMA 80 St Type M M3 W=800 H=1,900	EXIMA 80 St Type M M4 W=800 H=1,900	EXIMA 80 St Type M M5 W=800 H=1,900	EXIMA 80 St Type M M6 W=800 H=1,900	EXIMA 80 St Type M M7 W=800 H=1,900
						
EXIMA 80 St Type M M8 W=800 H=1,900	EXIMA 80 St Type M M9 W=800 H=1,900	EXIMA 80 St Type M MC W=800 H=1,900	EXIMA 80 St Type M MD W=800 H=1,900	EXIMA 80 St Type M ML W=800 H=1,900	EXIMA 80 St Type M MM W=800 H=1,900	EXIMA 80 St Type M MN W=800 H=1,900
						
EXIMA 80 St Type M MP W=800 H=1,900	EXIMA 80 St Type M MR W=800 H=1,900	EXIMA 80 St Type M MS W=800 H=1,900	EXIMA 80 St Type M MT W=800 H=1,900	EXIMA 80 St Type M MV W=800 H=1,900	EXIMA 80 St Type M MW W=800 H=1,900	EXIMA 80 St Type M MX W=800 H=1,900
						
EXIMA 80 St Type M MY W=800 H=1,900	EXIMA 80 St Type F F1 W=800 H=1,900	EXIMA 80 St Type F F1(木調コンビ) W=800 H=1,900	標準仕様	対震防犯仕様	対震防犯・指はさみ防止仕様	
			<p>外観姿図</p>   	<p>外観姿図</p>   	<p>外観姿図</p> 