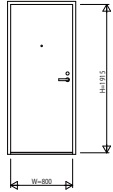
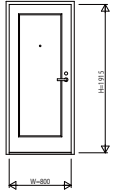
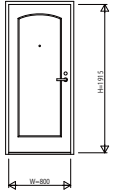


B SDR 2 1 スチールドア ホテルドア

D7-F1	D7-M7-1	D7-M8-1		
W=800 H=1,915	W=800 H=1,915	W=800 H=1,915		
				

ホテルドア									
