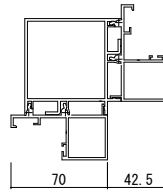
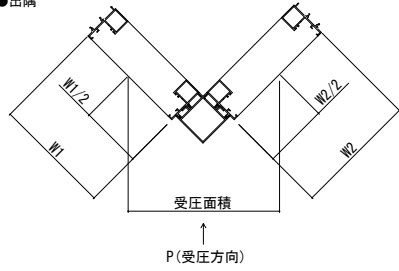
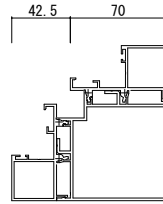
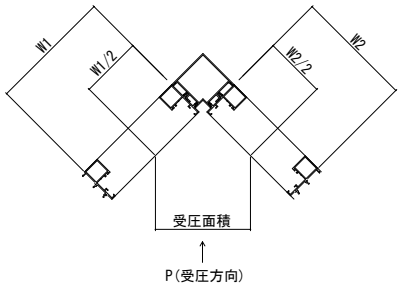


[90° コーナー方立 (FIX窓)]

●出隅

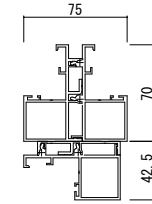
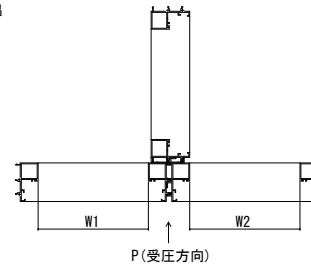


●入隅

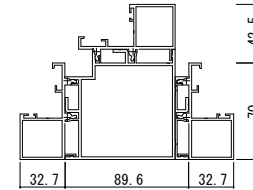
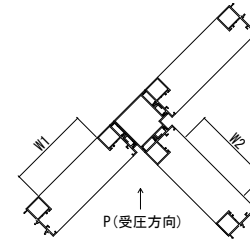


[3方コーナー方立 (FIX窓)]

●出隅

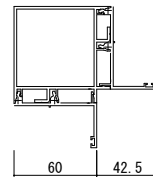
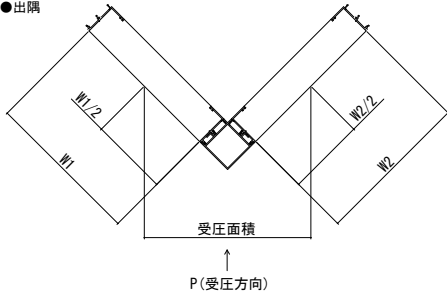


●入隅

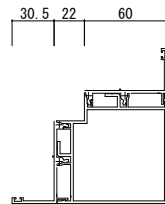
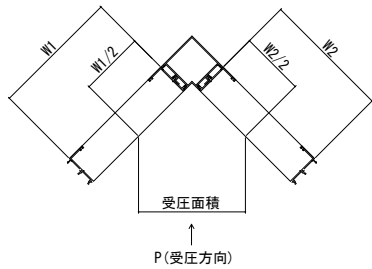


[90° コーナー方立 (可動窓)]

●出隅

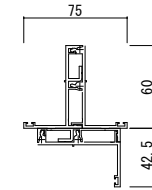
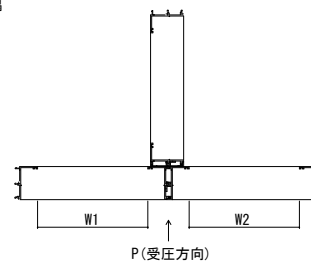


●入隅

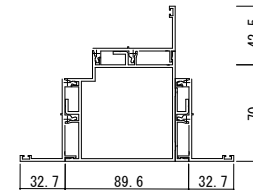
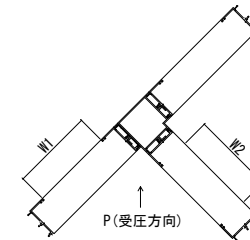


[3方コーナー方立 (可動窓)]

●出隅



●入隅



|      |  |
|------|--|
| 変更記事 |  |
|      |  |
|      |  |

|      |  |
|------|--|
| 設計監理 |  |
| 施工   |  |

|      |                        |
|------|------------------------|
| 工事名  | 殿殿                     |
| 図面内容 | SYSTEMA31e 連窓方立バリエーション |

|    |     |
|----|-----|
| 照査 |     |
| 担当 |     |
| 作図 |     |
| 尺度 | 1/1 |

|       |  |
|-------|--|
| 御承認印  |  |
| 年月    |  |
| 由通し図番 |  |

|       |  |
|-------|--|
| 図番    |  |
| 由通し図番 |  |

