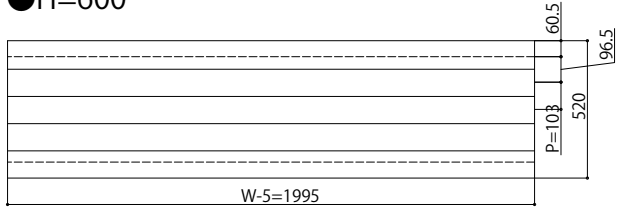
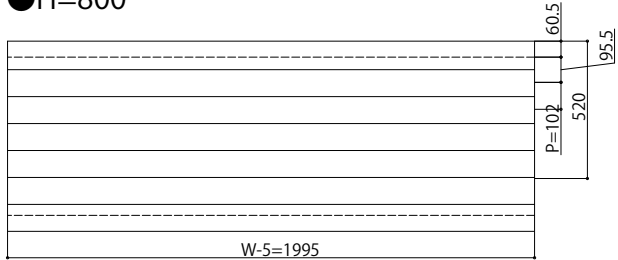


■ 姿図一覧


● H=600




● H=800




● H=1000



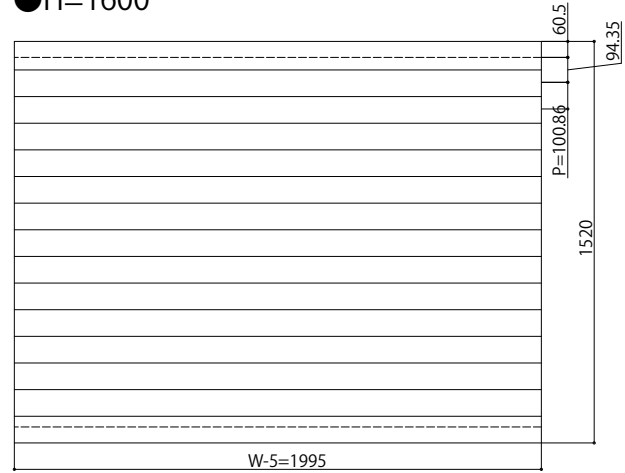
● H=1200



● H=1400



● H=1600



|      |      |
|------|------|
| 変更記事 | 設計監理 |
|      |      |
|      |      |
|      |      |

|  |  |
|--|--|
|  |  |
|  |  |

|      |                              |
|------|------------------------------|
| 工事名  | 工事                           |
| 図面内容 | 形材フェンス ルシアスフェンス H10型<br>姿図一覧 |

|    |    |    |    |      |
|----|----|----|----|------|
| 照査 | 担当 | 作図 | 尺度 | 御承認印 |
|    |    |    |    |      |
|    |    |    |    |      |

|      |
|------|
| 図番   |
|      |
| 通し図番 |
|      |

