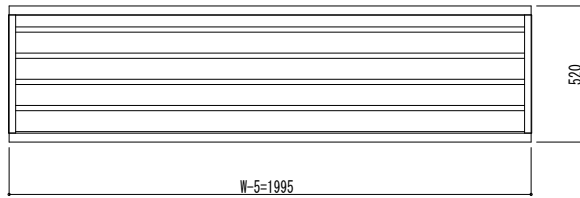
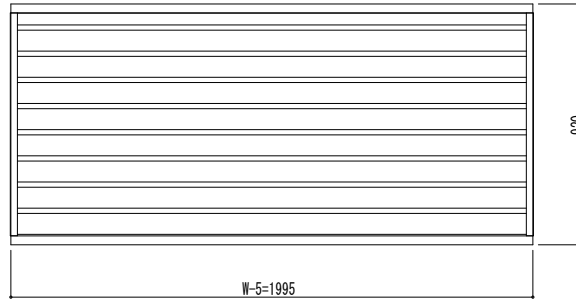


■ 姿図一覧


● H=600




● H=1000




● H=1400



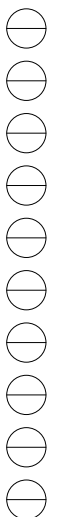

● H=800



● H=1200



● H=1600



変更記事	設計監理


工事名	
図面内容	形材フェンス シンプレオフェンスP2F型 姿図一覧

照査	担当	作図	尺度

御承認印	

図番	
通し図番	