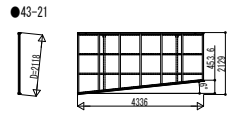
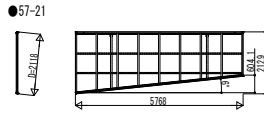
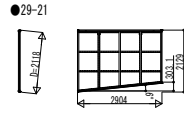
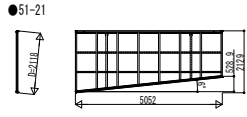
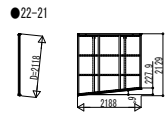
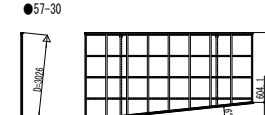
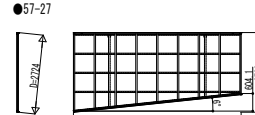
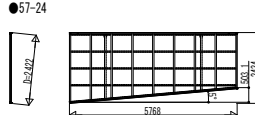

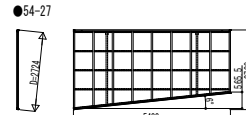
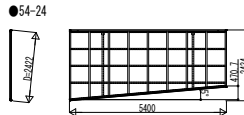
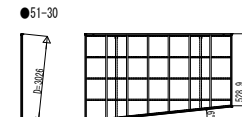
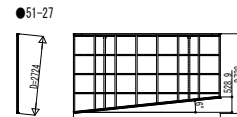
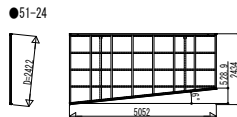


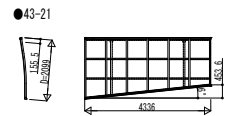
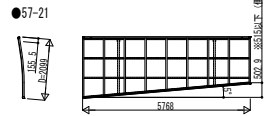
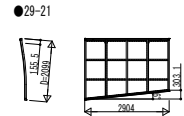
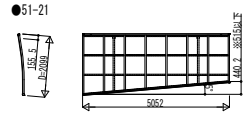
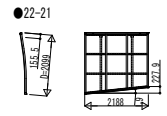
■エフルージュ ミニZ FIRST  
エフルージュ ミニ FIRST



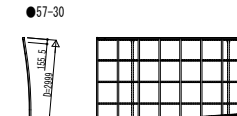
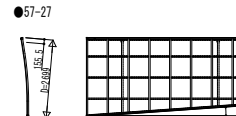
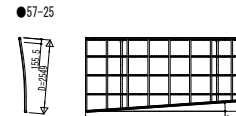
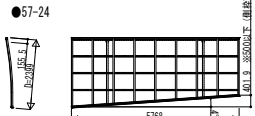
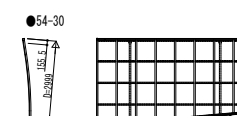
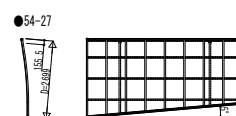
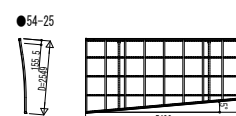
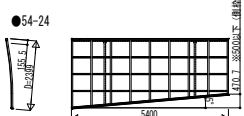
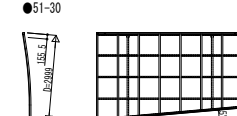
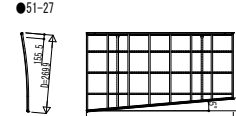
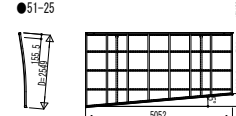
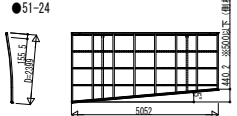
■エフルージュ Z FIRST  
エフルージュ FIRST



■アリユース ミニZ  
アリユース ミニ



■アリユース Z  
アリユース



変更記事	設計監理
	施工

図面内容	カーポート エフルージュ FIRST 600タイプ 前枠斜め切詰め 姿図一覧
------	---

工事名	工事	照査	担当	作図	尺度	御承認印
-----	----	----	----	----	----	------

図番	JCS-A-B009
通し図番	年 月 日