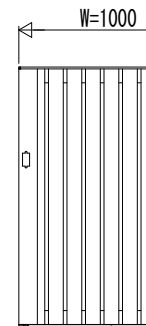
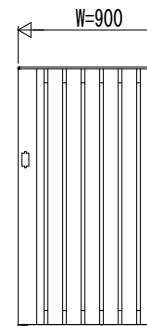
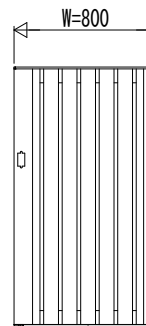
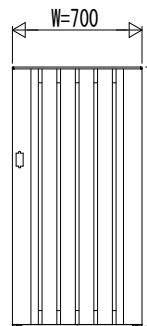
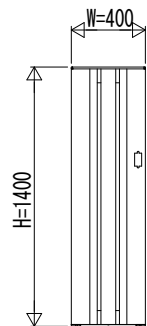
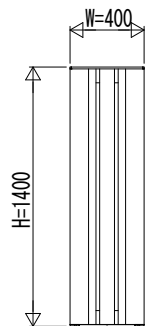
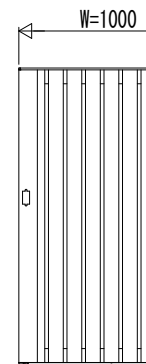
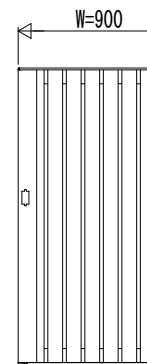
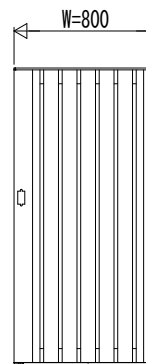
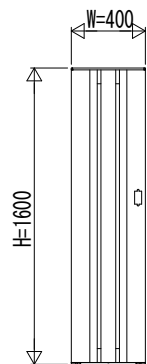
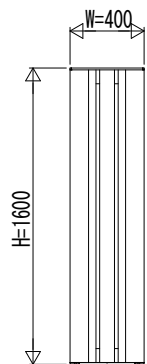


H=1200



H=1400



H=1600

※上記姿図は、子扉本体(子扉道路側ハンドルなし)の場合

変更記事	設計整理

工事名	
図面内容	戸建住宅向け ルシアス門扉 S02型 門扉本体姿図

照査担当	

図番	
通し図番	

YKK AP 施工-A2

