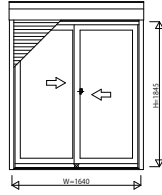
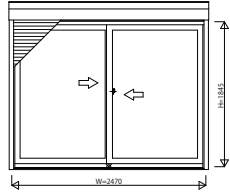
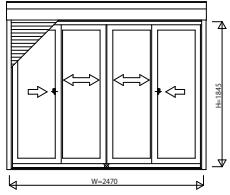
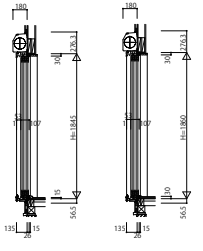
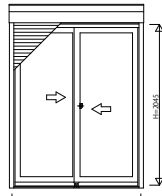
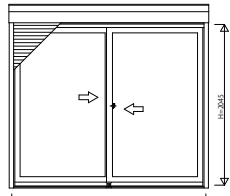
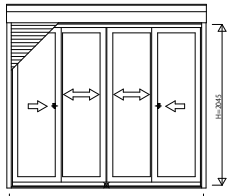
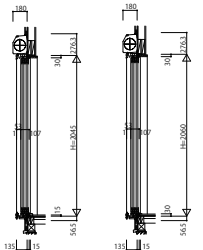
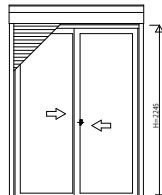
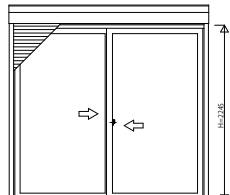
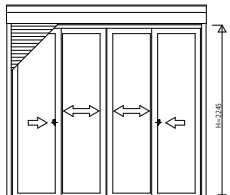
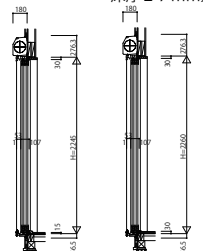

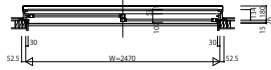
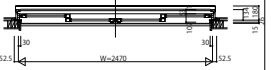
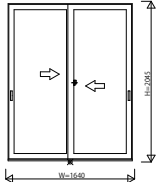


24APW3B_1 APW331 防火窓 シャッター付引違いテラス戸 手動シャッター 2・4枚建 アングル付 2×4工法

	W=1640(w=1580)	W=2470(w=2410)	W=2470(w=2410)		縦断面図		
H=1845(h=1800)	SHSX-16018-K + YHSX-16018-K-XS2M-SHS 	SHSX-24318-K + YHSX-24318-K-XS2M-SHS 	SHSX-24318-K-4 + YHSX-24318-K-XS2M-SHS 	H=1845(h=1800)	床厚 27mm対応 		
H=2045(h=2000)	SHSX-16020-K + YHSX-16020-K-XS2M-SHS 	SHSX-24320-K + YHSX-24320-K-XS2M-SHS 	SHSX-24320-K-4 + YHSX-24320-K-XS2M-SHS 	H=2045(h=2000)	床厚 27mm対応 		
H=2245(h=2200)	SHSX-16022-K + YHSX-16022-K-XS2M-SHS 	SHSX-24322-K + YHSX-24322-K-XS2M-SHS 	SHSX-24322-K-4 + YHSX-24322-K-XS2M-SHS 	H=2245(h=2200)	床厚 27mm対応 		
	W=1640(w=1600)	W=2470(w=2410)	W=2470(w=2410)				
横断面図							
	内観姿図		内観姿図				
内観姿図	SHSX-16020-K + YHSX-16020-K-XS2M-SHS 		SHSX-24320-K-4 + YHSX-24320-K-XS2M-SHS 