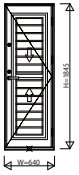
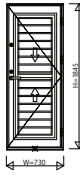
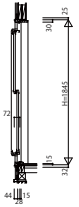
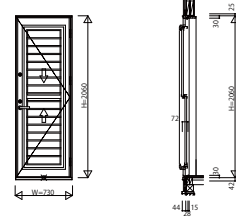
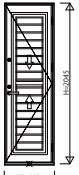
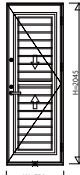
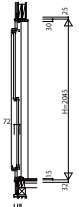
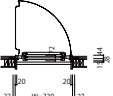
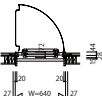
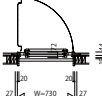


24GXDN\_KW 防火窓G シリーズ アルミ複層 勝手口ドア 上げ下げ通風仕様 2×4工法

|  |  |   |  |  |   |
|--|--|---|--|--|---|
| GXDX-06018-N-W4R(L)  | GXDX-06918-N-W4R(L)  | GXDX-***18-N-W4R(L)   |  |  | GXDX-06920-N-FW4R(L)  |
| W=640 H=1,845  | W=730 H=1,845  | H=1,845   |  |  | W=730 H=2,060 単純段差下枠仕様  |
|   |   |  |  |  |  |
| GXDX-06020-N-W4R(L)  | GXDX-06920-N-W4R(L)  | GXDX-***20-N-W4R(L)   |  |  |   |
| W=640 H=2,045  | W=730 H=2,045  | H=2,045   |  |  |   |
|   |   |  |  |  |  |
| GXDX-060**-N-W4R(L)  | GXDX-069**-N-W4R(L)  |   |  |  |   |
| W=640  | W=730  |   |  |  |   |
|  |  |   |  |  |   |
|  |  |   |  |  |   |
|  |  |   |  |  |   |
|  |  |   |  |  |   |