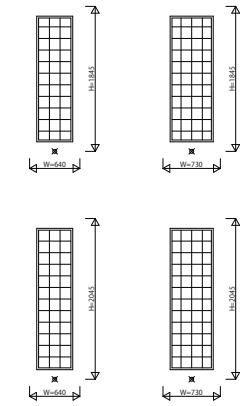
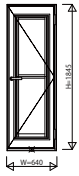
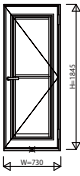
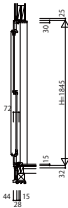
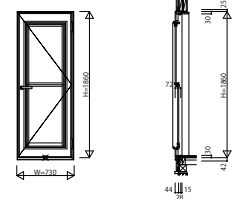
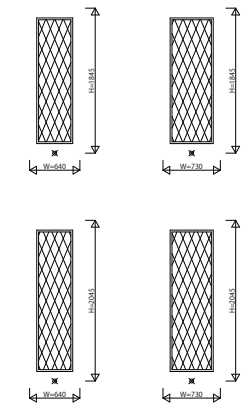
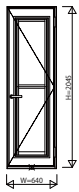
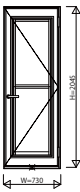
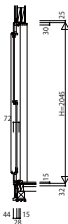
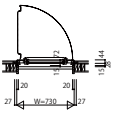
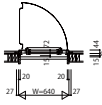
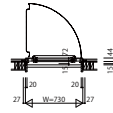


24NKDM_W フレミングJ 通風ドア 【新寸法体系サッシ(2×4)】

NKDX-06018-M-W□P(N)R(L)U W=640 H=1,845	NKDX-06918-M-W□P(N)R(L)U W=730 H=1,845	NKDX-***18-M-W□P(N)R(L)U H=1,845		NKDX-06918-M-FW□P(N)R(L)U W=730 H=1,860 単純段差下枠仕様	井桁格子 
					ラチス格子 
NKDX-06020-M-W□P(N)R(L)U W=640 H=2,045	NKDX-06920-M-W□P(N)R(L)U W=730 H=2,045	NKDX-***20-M-W□P(N)R(L)U H=2,045			
					
NKDX-060**-M-W□P(N)R(L)U W=640	NKDX-069**-M-W□P(N)R(L)U W=730				
					
					横格子 