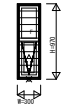
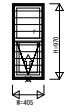
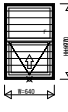


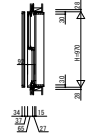
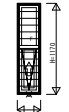
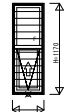
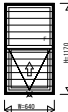
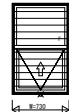
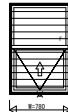
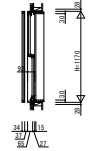
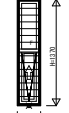
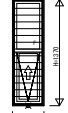
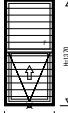
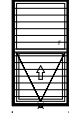
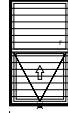
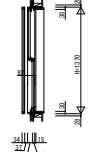


APW330B_11 在来 APW330 防火窓 面格子付片上げ下げ窓 横格子 アングル付

※図面を簡略化しております。詳細につきましては、詳細図（納まり図）をご参照ください。
 ※面格子も簡略化しており、面格子の本数等は実物とは異なりますのでご了承ください。

	W=300 (w=240)	W=405 (w=345)	W=640 (w=580)	W=730 (w=670)	W=780 (w=720)		縦断面図
H=970 (h=910)	SKU-02609-K-SL+XLA-02609-4Y-SXU 	SKU-03609-K-SL+XLA-03609-4Y-SXU 	SKU-06009-K-SL+XLA-06009-4Y-SXU 	SKU-06909-K-SL+XLA-06909-4Y-SXU 	SKU-07409-K-SL+XLA-07409-4Y-SXU 	H=970 (h=910)	
H=1170 (h=1110)	SKU-02611-K-SL+XLA-02611-4Y-SXU 	SKU-03611-K-SL+XLA-03611-4Y-SXU 	SKU-06011-K-SL+XLA-06011-4Y-SXU 	SKU-06911-K-SL+XLA-06911-4Y-SXU 	SKU-07411-K-SL+XLA-07411-4Y-SXU 	H=1170 (h=1110)	
H=1370 (h=1310)	SKU-02613-K-SL+XLA-02613-4Y-SXU 	SKU-03613-K-SL+XLA-03613-4Y-SXU 	SKU-06013-K-SL+XLA-06013-4Y-SXU 	SKU-06913-K-SL+XLA-06913-4Y-SXU 	SKU-07413-K-SL+XLA-07413-4Y-SXU 	H=1370 (h=1310)	
	W=300 (w=240)	W=405 (w=345)	W=640 (w=580)	W=730 (w=670)	W=780 (w=720)		
横断面図	