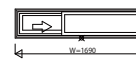
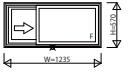
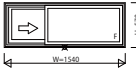
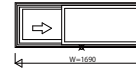

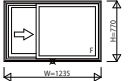
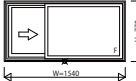
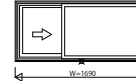
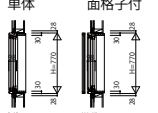
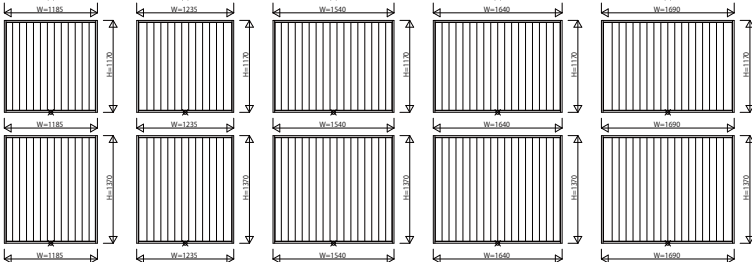
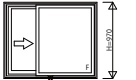
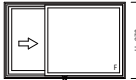
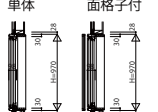


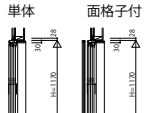




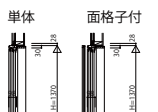
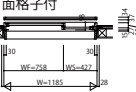
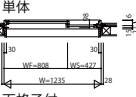
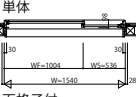

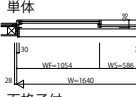
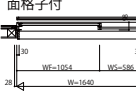
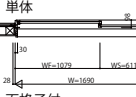


APW330\_5 APW330 片引き窓 偏芯タイプ

	W=1185(w=1125)	W=1235(w=1175)	W=1540(w=1480)	W=1640(w=1580)	W=1690(w=1630)	縦断面図	たて面格子	
H=370(h=310)		SHK-11903-R(L)H 			SHK-16503-R(L)H 	H=370(h=310) 		
H=570(h=510)	SHK-11405-R(L)H 	SHK-11905-R(L)H 	SHK-15005-R(L)H 	SHK-16005-R(L)H 	SHK-16505-R(L)H 	H=570(h=510) 		
H=770(h=710)	SHK-11407-R(L)H 	SHK-11907-R(L)H 	SHK-15007-R(L)H 	SHK-16007-R(L)H 	SHK-16507-R(L)H 	H=770(h=710) 		
H=970(h=910)	SHK-11409-R(L)H 	SHK-11909-R(L)H 	SHK-15009-R(L)H 	SHK-16009-R(L)H 	SHK-16509-R(L)H 	H=970(h=910) 	井桁面格子 (縮尺 1/2) 	ラチス面格子 (縮尺 1/2) 
H=1170(h=1110)	SHK-11411-R(L)H 	SHK-11911-R(L)H 	SHK-15011-R(L)H 	SHK-16011-R(L)H 	SHK-16511-R(L)H 	H=1170(h=1110) 		
H=1370(h=1310)	SHK-11413-R(L)H 	SHK-11913-R(L)H 	SHK-15013-R(L)H 	SHK-16013-R(L)H 	SHK-16513-R(L)H 	H=1370(h=1310) 	横面格子 (縮尺 1/2) 	段窓 SHK-16515-3R(L)H 
横断面図	単体  面格子付 	単体  面格子付 	単体  面格子付 	単体  面格子付 	単体  面格子付 	内観姿図 