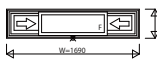
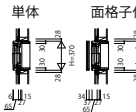
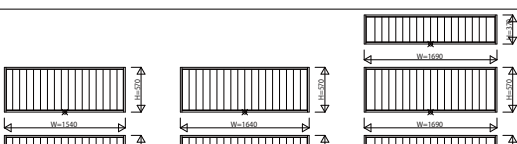
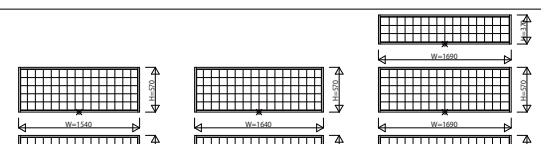
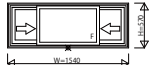
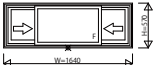
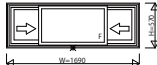
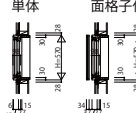
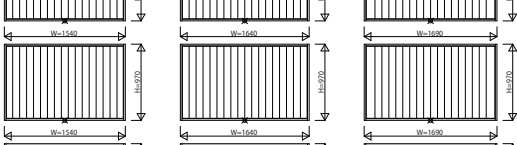
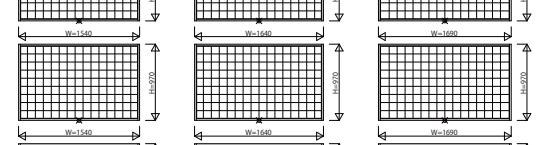
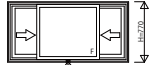
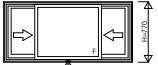
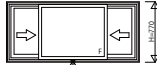
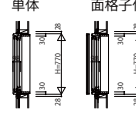
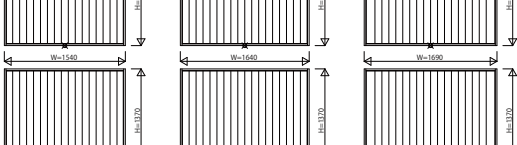
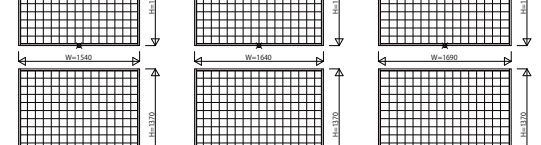



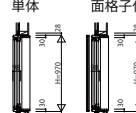
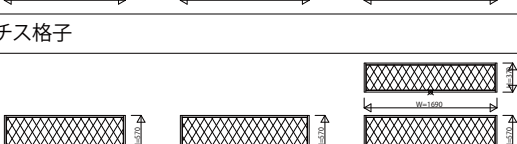
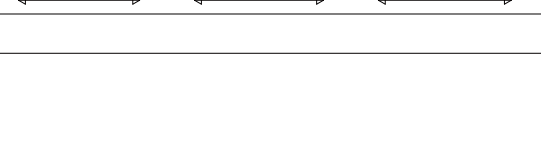


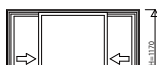
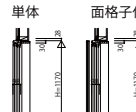
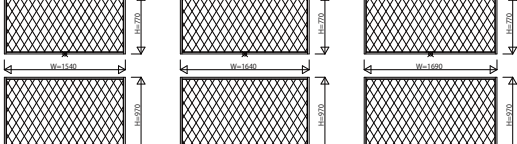




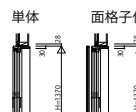
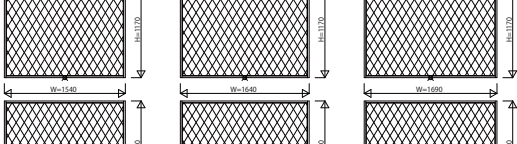

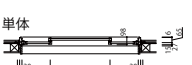





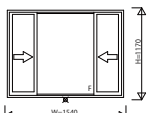


APW330\_7 APW330 両袖片引き窓

	W=1540(w=1480)	W=1640(w=1580)	W=1690(w=1630)	縦断面図	たて格子	井桁格子
H=370(h=310)			SHK-16503-E 	H=370(h=310) 単体 面格子付 		
H=570(h=510)	SHK-15005-E 	SHK-16005-E 	SHK-16505-E 	H=570(h=510) 単体 面格子付 		
H=770(h=710)	SHK-15007-E 	SHK-16007-E 	SHK-16507-E 	H=770(h=710) 単体 面格子付 		
H=970(h=910)	SHK-15009-E 	SHK-16009-E 	SHK-16509-E 	H=970(h=910) 単体 面格子付 		
H=1170(h=1110)	SHK-15011-E 	SHK-16011-E 	SHK-16511-E 	H=1170(h=1110) 単体 面格子付 		
H=1370(h=1310)	SHK-15013-E 	SHK-16013-E 	SHK-16513-E 	H=1370(h=1310) 単体 面格子付 		
	W=1540(w=1480)	W=1640(w=1580)	W=1690(w=1630)	内観姿図	段窓	
横断面図	単体  面格子付 	単体  面格子付 	単体  面格子付 		SHK-16515-3E 