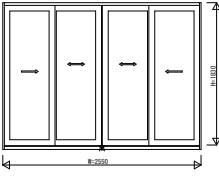
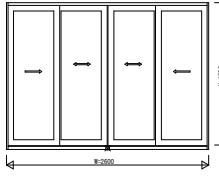
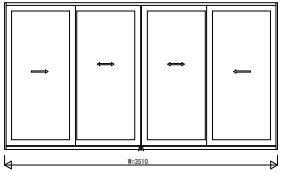
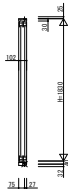
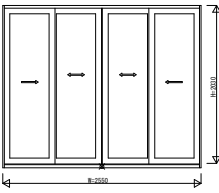
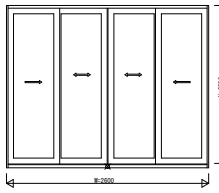
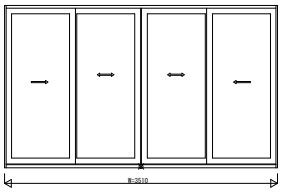
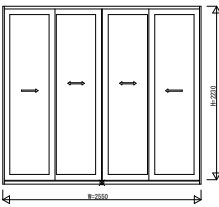
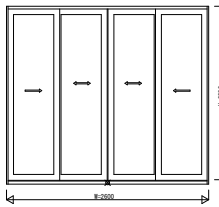
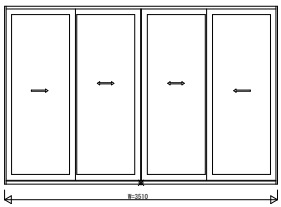
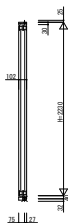
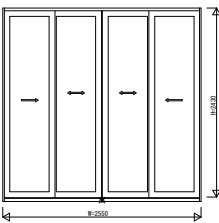
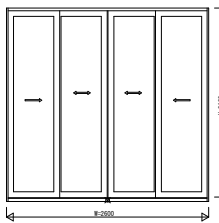
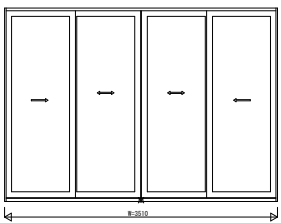
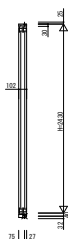

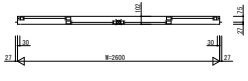



APW331\_22 在来 APW331(アングル付) ハイブリッドスライディング 引違いテラス戸 4枚建

	W=2550 (w=2490)	W=2600 (w=2540)	W=3510 (w=3450)		縦断面図
H=1830 (h=1800)	SHT-25118-B4K 	SHT-25618-B4K 	SHT-34718-B4K 	H=1830 (h=1800)	
H=2030 (h=2000)	SHT-25120-B4K 	SHT-25620-B4K 	SHT-34720-B4K 	H=2030 (h=2000)	
H=2230 (h=2200)	SHT-25122-B4K 	SHT-25622-B4K 	SHT-34722-B4K 	H=2230 (h=2200)	
H=2430 (h=2400)	SHT-25124-BL4K 	SHT-25624-BL4K 	SHT-34724-BL4K 	H=2430 (h=2400)	
	W=2550 (w=2490)	W=2600 (w=2540)	W=3510 (w=3450)		内観姿図
横断面図				内観姿図	SHT-25620-B4K 