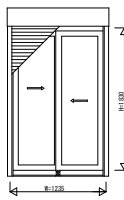
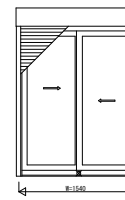
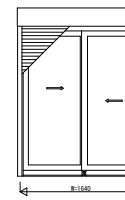
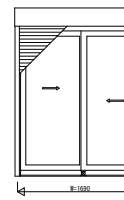
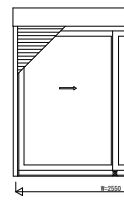
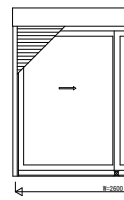
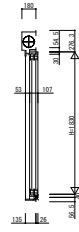
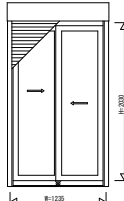
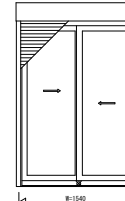
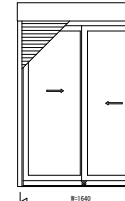
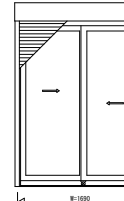
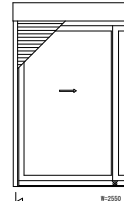
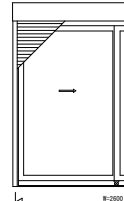
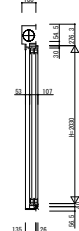
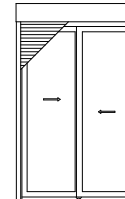
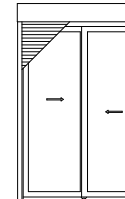
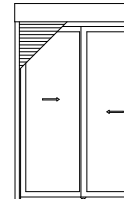
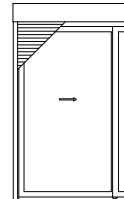
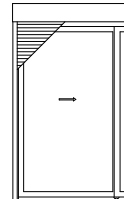
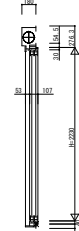
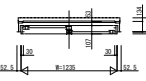
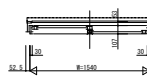
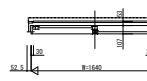
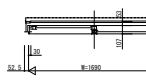
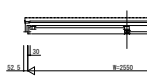
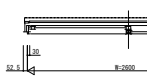


APW331_9 在来 APW331(アングル付) シャッター付引違いテラス戸 手動・リモコンシャッターGR 2枚建

	W=1235 (w=1195)	W=1540 (w=1500)	W=1640 (w=1600)	W=1690 (w=1650)	W=2550 (w=2510)	W=2600 (w=2560)	縦断面図
H=1830 (h=1800)	SHS-11918-M YHS-11918-XT2M (XT20E) -SHS 	SHS-15018-M YHS-15018-XT2M (XT20E) -SHS 	SHS-16018-M YHS-16018-XT2M (XT20E) -SHS 	SHS-16518-M YHS-16518-XT2M (XT20E) -SHS 	SHS-25118-M YHS-25118-XT2M (XT20E) -SHS 	SHS-25618-M YHS-25618-XT2M (XT20E) -SHS 	H=1830 (h=1800) 
H=2030 (h=2000)	SHS-11920-M YHS-11920-XT2M (XT20E) -SHS 	SHS-15020-M YHS-15020-XT2M (XT20E) -SHS 	SHS-16020-M YHS-16020-XT2M (XT20E) -SHS 	SHS-16520-M YHS-16520-XT2M (XT20E) -SHS 	SHS-25120-M YHS-25120-XT2M (XT20E) -SHS 	SHS-25620-M YHS-25620-XT2M (XT20E) -SHS 	H=2030 (h=2000) 
H=2230 (h=2200)		SHS-15022-M YHS-15022-XT2M (XT20E) -SHS 	SHS-16022-M YHS-16022-XT2M (XT20E) -SHS 	SHS-16522-M YHS-16522-XT2M (XT20E) -SHS 	SHS-25122-M YHS-25122-XT2M (XT20E) -SHS 	SHS-25622-M YHS-25622-XT2M (XT20E) -SHS 	H=2230 (h=2200) 
横断面図	W=1235 (w=1196) 	W=1540 (w=1500) 	W=1640 (w=1600) 	W=1690 (w=1650) 	W=2550 (w=2510) 	W=2600 (w=2560) 	
内観姿図				SHS-16520-M YHS-16520-XT2M (XT20E) -SHS 