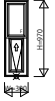
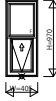



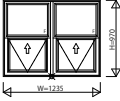
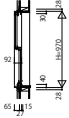
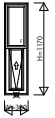
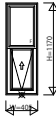
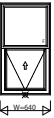
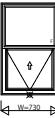
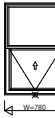
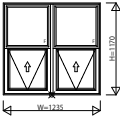
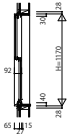
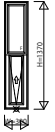
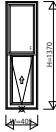
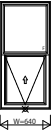

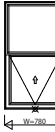
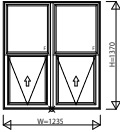
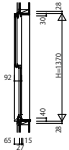


APW33\_11 APW330 片上げ下げ窓 アンダル無仕様

SXU-02609-NS W=300 H=970	SXU-03609-NS W=405 H=970	SXU-06009-NS W=640 H=970	SXU-06909-NS W=730 H=970	SXU-07409-NS W=780 H=970	SXU-11909-NS2 W=1,235 H=970	SXU-***09 H=970
						
SXU-02611-NS W=300 H=1,170	SXU-03611-NS W=405 H=1,170	SXU-06011-NS W=640 H=1,170	SXU-06911-NS W=730 H=1,170	SXU-07411-NS W=780 H=1,170	SXU-11911-NS2 W=1,235 H=1,170	SXU-***11 H=1,170
						
SXU-02613-NS W=300 H=1,370	SXU-03613-NS W=405 H=1,370	SXU-06013-NS W=640 H=1,370	SXU-06913-NS W=730 H=1,370	SXU-07413-NS W=780 H=1,370	SXU-11913-NS2 W=1,235 H=1,370	SXU-***13 H=1,370
						
SXU-026**-NS W=300	SXU-036**-NS W=405	SXU-060**-NS W=640	SXU-069**-NS W=730	SXU-074**-NS W=780	SXU-119**-NS2 W=1,235	内観姿図
