

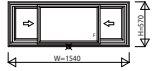
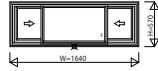
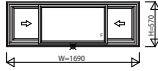

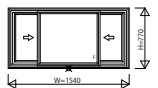
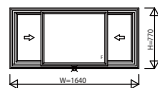
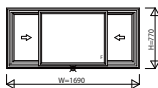
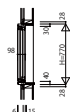
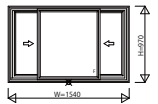
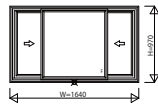
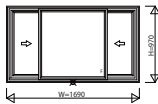
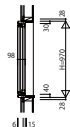
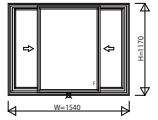
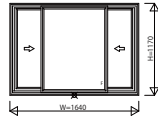
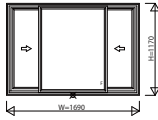
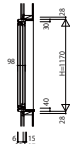
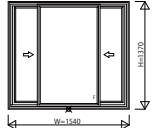
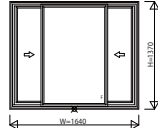
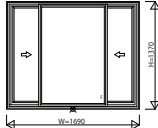
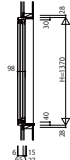


APW33\_17 APW330 両袖片引き窓 アングル無仕様

	W=1540(w=1500)	W=1640(w=1600)	W=1690(w=1650)		縦断面図		
H=370(h=300)			SHK-16503-NE 	H=370(h=300)			
H=570(h=500)	SHK-15005-NE 	SHK-16005-NE 	SHK-16505-NE 	H=570(h=500)			
H=770(h=700)	SHK-15007-NE 	SHK-16007-NE 	SHK-16507-NE 	H=770(h=700)			
H=970(h=900)	SHK-15009-NE 	SHK-16009-NE 	SHK-16509-NE 	H=970(h=900)			
H=1,170(h=1,100)	SHK-15011-NE 	SHK-16011-NE 	SHK-16511-NE 	H=1,170(h=1,100)			
H=1,370(h=1,300)	SHK-15013-NE 	SHK-16013-NE 	SHK-16513-NE 	H=1,370(h=1,300)			
	W=1540(w=1500)	W=1640(w=1600)	W=1690(w=1650)		内観姿図		
横断面図	