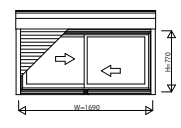
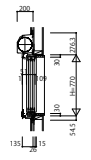
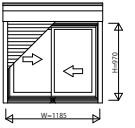
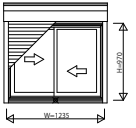
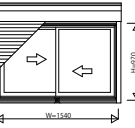
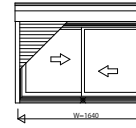
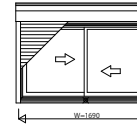
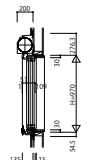
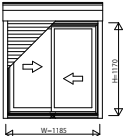
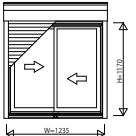
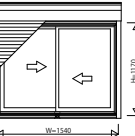
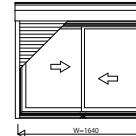
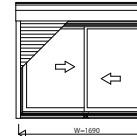
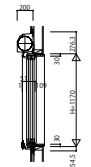
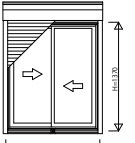
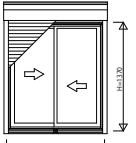
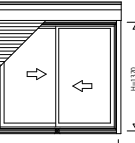
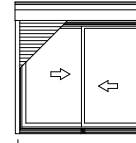
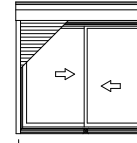
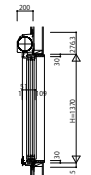


APW33\_33 APW330 アンゲル付 シャッター付引違い窓 リモコンスリットシャッターGR

	W=1185(w=1125)	W=1235(w=1175)	W=1540(w=1480)	W=1640(w=1580)	W=1690(w=1630)		縦断面図
H=770(h=710)					SHS-16507-JM YHS-16507-KA2WE(T)-SHS 	H=770(h=710)	
H=970(h=910)	SHS-11409-JM YHS-11409-KA2WE(T)-SHS 	SHS-11909-JM YHS-11909-KA2WE(T)-SHS 	SHS-15009-JM YHS-15009-KA2WE(T)-SHS 	SHS-16009-JM YHS-16009-KA2WE(T)-SHS 	SHS-16509-JM YHS-16509-KA2WE(T)-SHS 	H=970(h=910)	
H=1170(h=1110)	SHS-11411-JM YHS-11411-KA2WE(T)-SHS 	SHS-11911-JM YHS-11911-KA2WE(T)-SHS 	SHS-15011-JM YHS-15011-KA2WE(T)-SHS 	SHS-16011-JM YHS-16011-KA2WE(T)-SHS 	SHS-16511-JM YHS-16511-KA2WE(T)-SHS 	H=1170(h=1110)	
H=1370(h=1310)	SHS-11413-JM YHS-11413-KA2WE(T)-SHS 	SHS-11913-JM YHS-11913-KA2WE(T)-SHS 	SHS-15013-JM YHS-15013-KA2WE(T)-SHS 	SHS-16013-JM YHS-16013-KA2WE(T)-SHS 	SHS-16513-JM YHS-16513-KA2WE(T)-SHS 	H=1370(h=1310)	
	W=1185(w=1125)	W=1235(w=1175)	W=1540(w=1480)	W=1640(w=1580)	W=1690(w=1630)		内観姿図
横断面図	