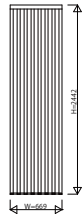




















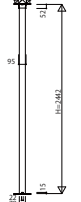


AYS SP_01 アルミインテリア建材 スクリーンパーティション 間仕切 固定タイプ 格子調デザイン 3尺~15尺

<p>3尺 W=669 H=2,442</p>	<p>3尺 W=759 H=2,442</p>	<p>3尺 W=849 H=2,442</p>	<p>4.5尺 W=1,119 H=2,442</p>	<p>4.5尺 W=1,209 H=2,442</p>					
									
<p>4.5尺 W=1,299 H=2,442</p>	<p>6尺 W=1,569 H=2,442</p>	<p>6尺 W=1,659 H=2,442</p>	<p>6尺 W=1,749 H=2,442</p>	<p>9尺 W=2,559 H=2,442</p>					
									
<p>12尺 W=3,459 H=2,442</p>	<p>15尺 W=4,359 H=2,442</p>								
									
<p>横断面図 3尺 W=669</p>	<p>横断面図 3尺 W=759</p>	<p>横断面図 3尺 W=849</p>	<p>横断面図 4.5尺 W=1,119</p>	<p>横断面図 4.5尺 W=1,209</p>	<p>横断面図 4.5尺 W=1,299</p>	<p>横断面図 6尺 W=1,569</p>	<p>横断面図 6尺 W=1,659</p>	<p>横断面図 6尺 W=1,749</p>	<p>たて断面図 H=2,442</p>
									
<p>横断面図 9尺 W=2,559</p>	<p>横断面図 12尺 W=3,459</p>	<p>横断面図 15尺 W=4,359</p>	<p>たて断面図 H=2,442</p> 