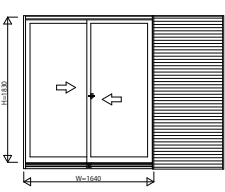
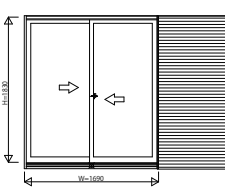


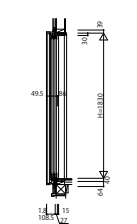
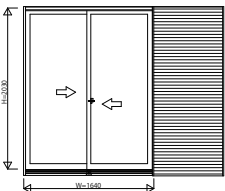
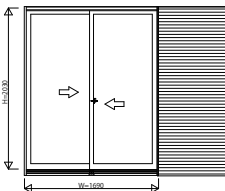
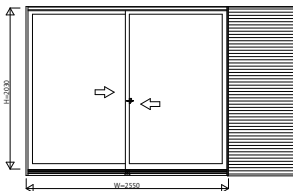
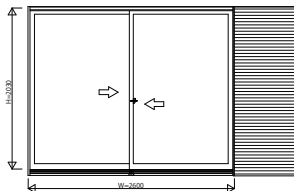
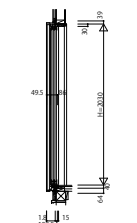
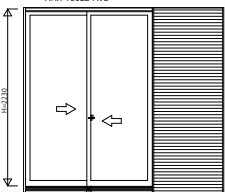
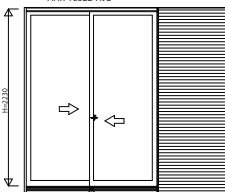
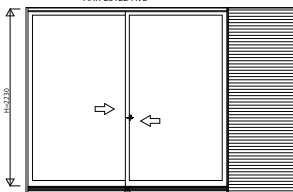
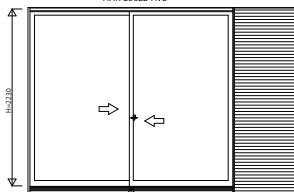
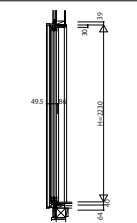
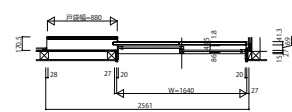
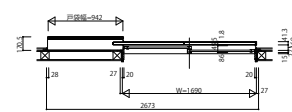
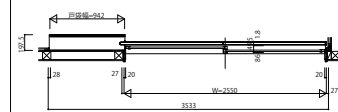
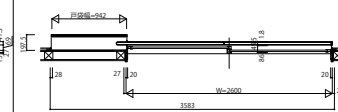


CHR02 エピソードⅠⅠ エピソード 雨戸付引違い窓 半外付型 2枚建 テラスタイプ 【新寸法体系サッシ(在来用)】

H=1830(h=1800)	<p>W=1640(w=1600)</p> <p>AHR-16018-AVB</p> 	<p>W=1690(w=1650)</p> <p>AHR-16518-AVB</p> 	<p>W=2550(w=2510)</p> <p>AHR-25120-AVB</p> 	<p>W=2600(w=2560)</p> <p>AHR-25620-AVB</p> 	<p>H=1830(h=1800)</p> 
H=2030(h=2000)	<p>AHR-16020-AVB</p> 	<p>AHR-16520-AVB</p> 	<p>AHR-25122-AVB</p> 	<p>AHR-25622-AVB</p> 	<p>H=2030(h=2000)</p> 
H=2230(h=2200)	<p>AHR-16022-AVB</p> 	<p>AHR-16522-AVB</p> 	<p>AHR-25124-AVB</p> 	<p>AHR-25624-AVB</p> 	<p>H=2230(h=2200)</p> 
横断面図	<p>W=1640(w=1600)</p> 	<p>W=1690(w=1650)</p> 	<p>W=2550(w=2510)</p> 	<p>W=2600(w=2560)</p> 	<p>内観姿図</p> 