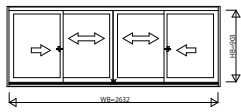
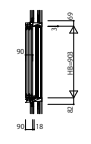
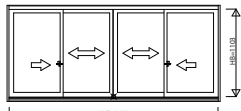
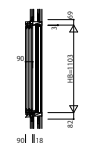
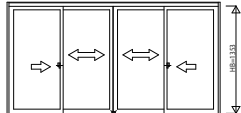
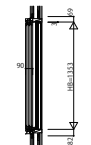
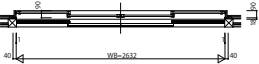
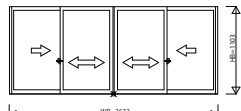
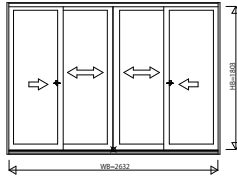
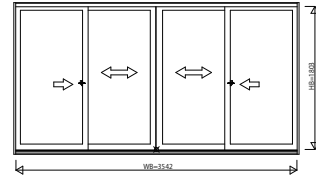
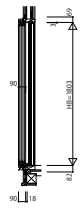
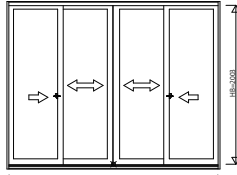
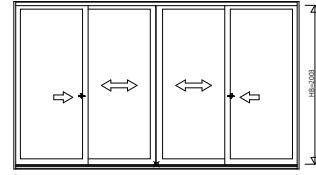
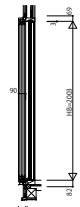
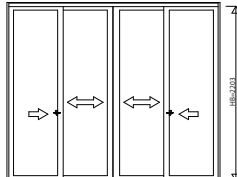
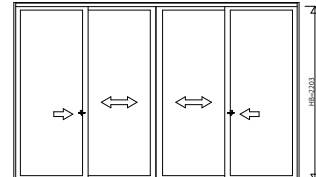
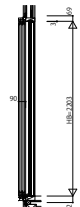


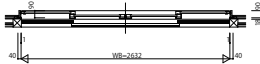
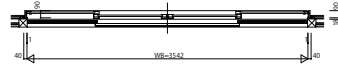
CJT02 エピソードⅠ エピソードⅡ エピソードⅢ エピソードⅣ 違い窓 外付型 4枚建 窓・テラスタイプ 【新寸法体系サッシ(在来用)】

	WB=2632(w=2630)		縦断面図	
HB=903(h=900)	AJT-26309-4VB 	HB=903(h=900)		
HB=1103(h=1100)	AJT-26311-4VB 	HB=1103(h=1100)		
HB=1353(h=1350)	AJT-26313-4VB 	HB=1353(h=1350)		

横断面図	WB=2632(w=2630) 			
------	---	--	--	--

内観姿図				
------	---	--	--	--

	WB=2632(w=2630)	WB=3542(w=3540)		縦断面図
HB=1803(h=1800)	AJT-26318-4VB 	AJT-35418-4VB 	HB=1803(h=1800)	
HB=2003(h=2000)	AJT-26320-4VB 	AJT-35420-4VB 	HB=2003(h=2000)	
HB=2203(h=2200)	AJT-26322-4VB 	AJT-35422-4VB 	HB=2203(h=2200)	

横断面図	WB=2632(w=2630) 	WB=3542(w=3540) 		内観姿図
				