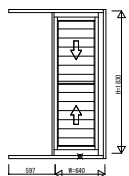
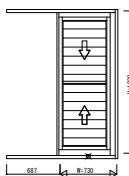
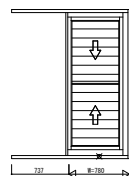
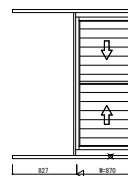
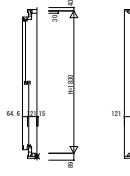
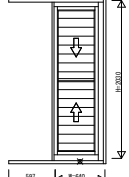
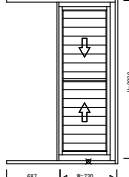
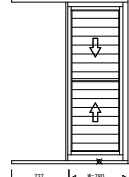
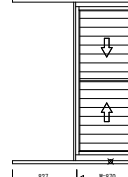
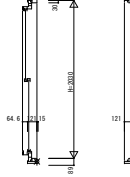

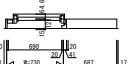

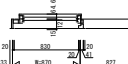


CKHE03 在来 エピソードII NEO フロア納まり片引き戸 通風 横格子 外付型

※図面を簡略化しております。詳細につきましては、詳細図（納まり図）をご参照ください。

| CKH-06018-W4□R(L) J | CKH-06918-W4□R(L) J | CKH-07418-W4□R(L) J | CKH-08318-W4□R(L) J | CKH-***18-W4□R(L) J | |
|---|---|---|---|---|--|
| W=640 H=1,830 | W=730 H=1,830 | W=780 H=1,830 | W=870 H=1,830 | H=1,830 | |
|  |  |  |  |  | |
| CKH-06020-W4□R(L) J | CKH-06920-W4□R(L) J | CKH-07420-W4□R(L) J | CKH-08320-W4□R(L) J | CKH-***20-W4□R(L) J | |
| W=640 H=2,030 | W=730 H=2,030 | W=780 H=2,030 | W=870 H=2,030 | H=2,030 | |
|  |  |  |  |  | |
| CKH-060**-W4□R(L) J | CKH-069**-W4□R(L) J | CKH-074**-W4□R(L) J | CKH-083**-W4□R(L) J | | |
| W=640 | W=730 | W=780 | W=870 | | |
|  |  |  |  | | |
| | | | | | |
| | | | | | |
| | | | | | |
| | | | | | |
| | | | | | |
| | | | | | |
| | | | | | |
| | | | | | |
| | | | | | |
| | | | | | |
| | | | | | |
| | | | | | |
| | | | | | |
| | | | | | |
| | | | | | |
| | | | | | |