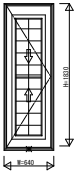
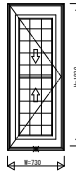
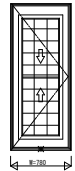
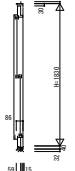
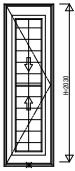
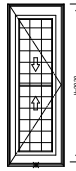
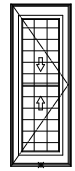
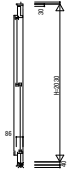
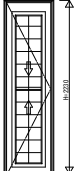
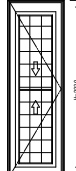
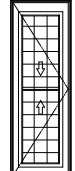
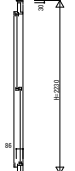
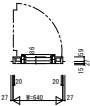
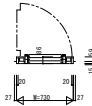


CXDWE01 在来 エピソードII NEO 通風ドア 井桁格子

※図面を簡略化しております。詳細につきましては、詳細図（納まり図）をご参照ください

<p>CXD-06018-□2R (L) U□V W=640 H=1, 830</p> 	<p>CXD-06918-□2R (L) U□V W=730 H=1, 830</p> 	<p>CXD-07418-□2R (L) U□V W=780 H=1, 830</p> 	<p>CXD-***18-□2R (L) U□V H=1, 830</p> 			
<p>CXD-06020-□2R (L) U□V W=640 H=2, 030</p> 	<p>CXD-06920-□2R (L) U□V W=730 H=2, 030</p> 	<p>CXD-07420-□2R (L) U□V W=780 H=2, 030</p> 	<p>CXD-***20-□2R (L) U□V H=2, 030</p> 			
<p>CXD-06022-□2R (L) U□V W=640 H=2, 230</p> 	<p>CXD-06922-□2R (L) U□V W=730 H=2, 230</p> 	<p>CXD-07422-□2R (L) U□V W=780 H=2, 230</p> 	<p>CXD-***22-□2R (L) U□V H=2, 230</p> 			
<p>CXD-060**-□2R (L) U□V W=640</p> 	<p>CXD-069**-□2R (L) U□V W=730</p> 	<p>CXD-074**-□2R (L) U□V W=780</p> 