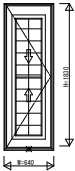
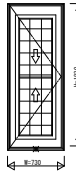
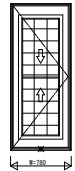
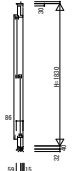
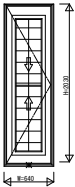
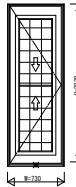
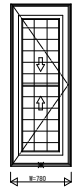
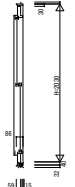


CXDWER01 在来 エピソードII NEO-R 通風ドア 井桁格子

※図面を簡略化しております。詳細につきましては、詳細図（納まり図）をご参照ください

<p>CXD-06018-E-□2R(L)U□V W=640 H=1,830</p>	<p>CXD-06918-E-□2R(L)U□V W=730 H=1,830</p>	<p>CXD-07418-E-□2R(L)U□V W=780 H=1,830</p>	<p>CXD-***18-E-□2R(L)U□V H=1,830</p>			
						
<p>CXD-06020-E-□2R(L)U□V W=640 H=2,030</p>	<p>CXD-06920-E-□2R(L)U□V W=730 H=2,030</p>	<p>CXD-07420-E-□2R(L)U□V W=780 H=2,030</p>	<p>CXD-***20-E-□2R(L)U□V H=2,030</p>			
						
<p>CXD-060**E-□2R(L)U□V W=640</p>	<p>CXD-069**E-□2R(L)U□V W=730</p>	<p>CXD-074**E-□2R(L)U□V W=780</p>				
