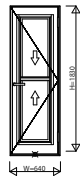
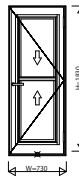
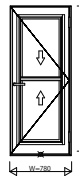
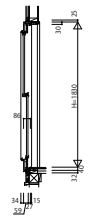
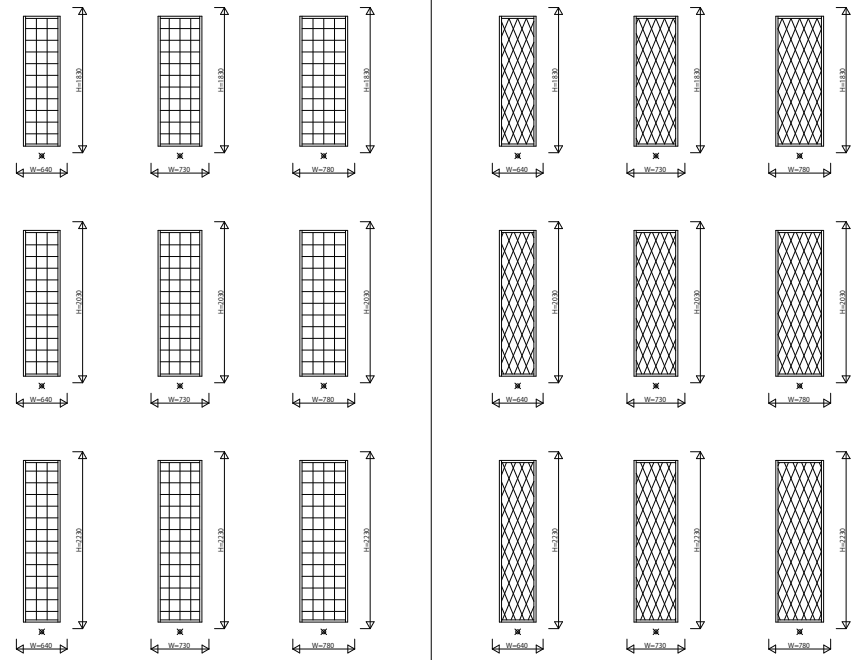
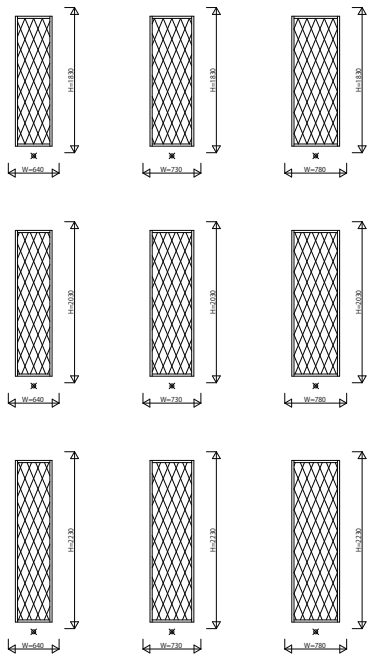
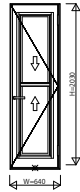
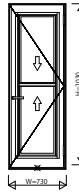
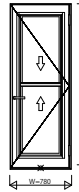
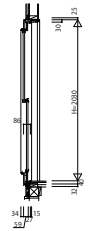
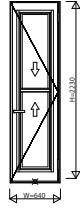
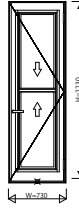
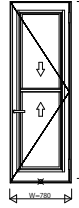
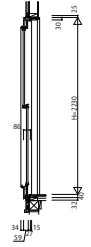
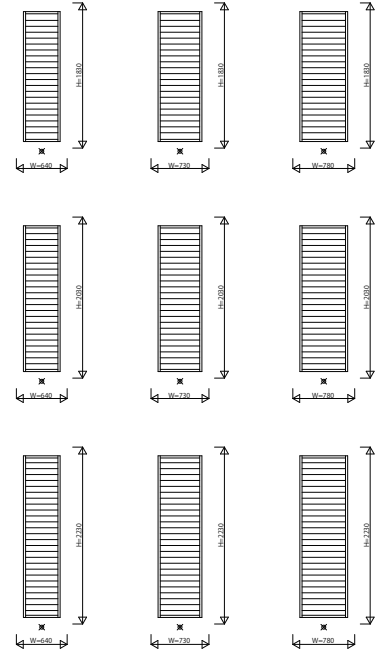
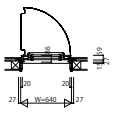
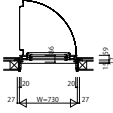


CXD_W エピソード I エピソード 通風ドア 【新寸法体系サッシ(在来用)】

<p>CXD-06018-W□(N)R(L)U W=640 H=1,830</p> 	<p>CXD-06918-W□(N)R(L)U W=730 H=1,830</p> 	<p>CXD-07418-W□(N)R(L)U W=780 H=1,830</p> 	<p>CXD-***18-W□(N)R(L)U H=1,830</p> 	<p>井桁格子</p> 	<p>ラチス格子</p> 
<p>CXD-06020-W□(N)R(L)U W=640 H=2,030</p> 	<p>CXD-06920-W□(N)R(L)U W=730 H=2,030</p> 	<p>CXD-07420-W□(N)R(L)U W=780 H=2,030</p> 	<p>CXD-***20-W□(N)R(L)U H=2,030</p> 		
<p>CXD-06022-W□(N)R(L)U W=640 H=2,230</p> 	<p>CXD-06922-W□(N)R(L)U W=730 H=2,230</p> 	<p>CXD-07422-W□(N)R(L)U W=780 H=2,230</p> 	<p>CXD-***22-W□(N)R(L)U H=2,230</p> 	<p>横格子</p> 	
<p>CXD-060**-W□(N)R(L)U W=640</p> 	<p>CXD-069**-W□(N)R(L)U W=730</p> 	<p>CXD-074**-W□(N)R(L)U W=780</p> 