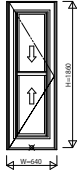
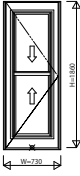

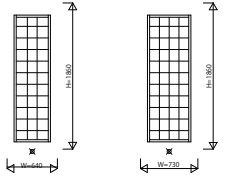
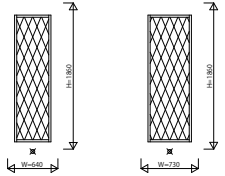
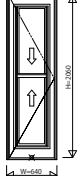
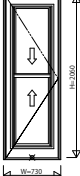
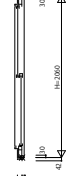
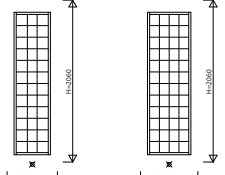
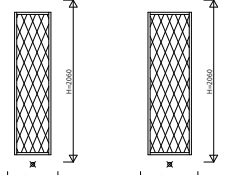


E2NR24CXDXW 2×4 エピソードII NEO-R 通風ドア

CXDX-06018-E-FW□R(L)U W=640 H=1,860	CXDX-06918-E-FW□R(L)U W=730 H=1,860	CXDX-***18-E-FW□R(L)U H=1,860		井桁格子	ラチス格子
					
CXDX-06020-E-FW□R(L)U W=640 H=2,060	CXDX-06920-E-FW□R(L)U W=730 H=2,060	CXDX-***20-E-FW□R(L)U H=2,060			
					
CXDX-060**-E-FW□R(L)U W=640	CXDX-069**-E-FW□R(L)U W=730			横格子	
