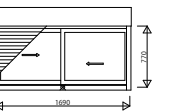
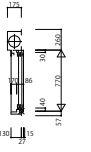
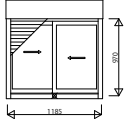
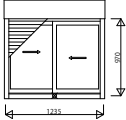
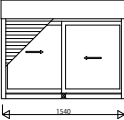
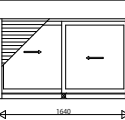
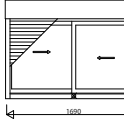
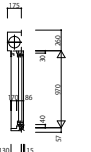
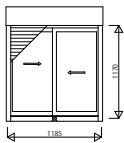
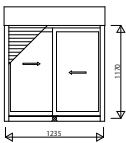
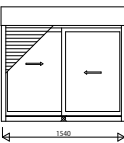
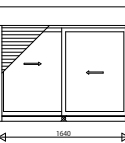
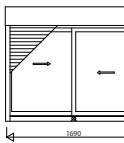
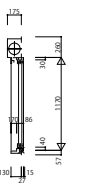
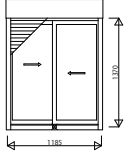
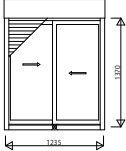
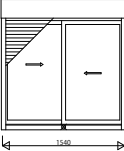
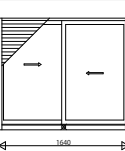
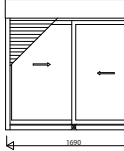
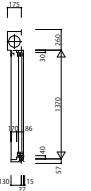


E2NRCS_S01 在来 エピソードII NEO-R シャッター付違い窓 手動・リモコンシャッターGR 半外付型 窓タイプ

※図面を簡略化しております。詳細につきましては、詳細図(納まり図)をご参照ください。

	W=1185(w=1145)	W=1235(w=1195)	W=1540(w=1500)	W=1640(w=1600)	W=1690(w=1650)		縦断面図	
H=770(h=700)					CHS-16507-E-A YHS-16507-ERT2M 	H=770(h=700)		
H=970(h=900)	CHS-11409-E-A YHS-11409-ERT2M 	CHS-11909-E-A YHS-11909-ERT2M 	CHS-15009-E-A YHS-15009-ERT2M 	CHS-16009-E-A YHS-16009-ERT2M 	CHS-16509-E-A YHS-16509-ERT2M 	H=970(h=900)		
H=1170(h=1100)	CHS-11411-E-A YHS-11411-ERT2M 	CHS-11911-E-A YHS-11911-ERT2M 	CHS-15011-E-A YHS-15011-ERT2M 	CHS-16011-E-A YHS-16011-ERT2M 	CHS-16511-E-A YHS-16511-ERT2M 	H=1170(h=1100)		
H=1370(h=1300)	CHS-11413-E-A YHS-11413-ERT2M 	CHS-11913-E-A YHS-11913-ERT2M 	CHS-15013-E-A YHS-15013-ERT2M 	CHS-16013-E-A YHS-16013-ERT2M 	CHS-16513-E-A YHS-16513-ERT2M 	H=1370(h=1300)		
	W=1185(w=1145)	W=1235(w=1195)	W=1540(w=1500)	W=1640(w=1600)	W=1690(w=1650)			
横断面図	