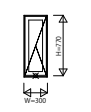
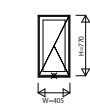
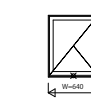
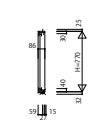
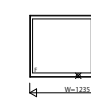
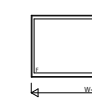
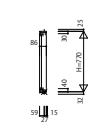
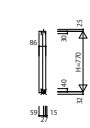
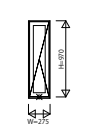
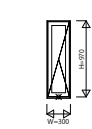


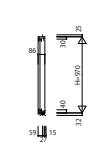
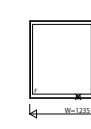

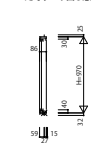
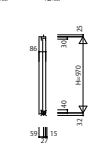
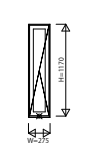
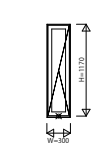


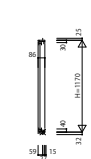


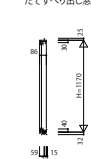
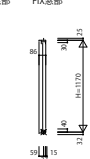
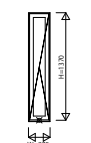
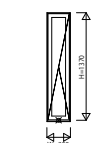


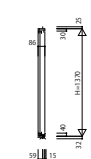


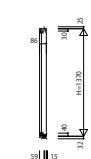
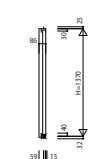


E2NRCXV 在来 エピソードII NEO-R たてすべり出し窓／たてすべり出し窓+FIX窓 方立連窓規格

※図面を簡略化しております。詳細につきましては、詳細図(納まり図)をご参照ください。

	W=275(w=235)	W=300(w=260)	W=405(w=365)	W=640(w=600)		縦断面図	W=1235(w=1195)	W=1690(w=1650)		縦断面図
H=770(h=700)		CXV-02607-E-K(H)R(L) 	CXV-03607-E-K(H)R(L) 	CXV-06007-E-HR(L) 	H=770(h=700)		CXV-11907-E-HSR(6L) 	CXV-16507-E-HSR(6L) 	H=770(h=700)	たてすべり出し窓部  FIX窓部 
H=970(h=900)	CXV-02309-E-KR(L) 	CXV-02609-E-K(H)R(L) 	CXV-03609-E-K(H)R(L) 	CXV-06009-E-HR(L) 	H=970(h=900)		CXV-11909-E-HSR(6L) 	CXV-16509-E-HSR(6L) 	H=970(h=900)	たてすべり出し窓部  FIX窓部 
H=1170(h=1100)	CXV-02311-E-KR(L) 	CXV-02611-E-K(H)R(L) 	CXV-03611-E-K(H)R(L) 	CXV-06011-E-HR(L) 	H=1170(h=1100)		CXV-11911-E-HSR(6L) 	CXV-16511-E-HSR(6L) 	H=1170(h=1100)	たてすべり出し窓部  FIX窓部 
H=1370(h=1300)	CXV-02313-E-KR(L) 	CXV-02613-E-K(H)R(L) 	CXV-03613-E-K(H)R(L) 	CXV-06013-E-HR(L) 	H=1370(h=1300)		CXV-11913-E-HSR(6L) 	CXV-16513-E-HSR(6L) 	H=1370(h=1300)	たてすべり出し窓部  FIX窓部 
	W=275(w=235)	W=300(w=260)	W=405(w=365)	W=640(w=600)			W=1235(w=1195)	W=1690(w=1650)		
横断面図	