






















GA2XSNEO_01 エピソードII 防火窓 GNEO すべり出し窓／高所用すべり出し窓

	W=405 (w=365)	W=640 (w=600)	W=730 (w=690)	W=780 (w=740)		縦断面図	高所用すべり出し窓	
H=370 (h=300)	GXS-03603-C 	GXS-06003-C(-B3) 	GXS-06903-C(-B3) 	GXS-07403-C(-B3) 	H=370 (h=300)		GXS-07407-C-TR(L)(B3)  	
H=570 (h=500)	GXS-03605-C(-B3) 	GXS-06005-C(-B3) 	GXS-06905-C(-B3) 	GXS-07405-C(-B3) 	H=570 (h=500)			
H=770 (h=700)	GXS-03607-C(-B3) 	GXS-06007-C(-B3) 	GXS-06907-C(-B3) 	GXS-07407-C(-B3) 	H=770 (h=700)			
H=970 (h=900)		GXS-06009-C(-B3) 	GXS-06909-C(-B3) 	GXS-07409-C(-B3) 	H=970 (h=900)			
	W=405 (w=365)	W=640 (w=600)	W=730 (w=690)	W=780 (w=740)				
横断面図	