

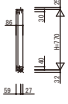

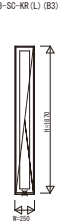
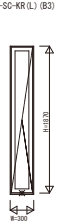
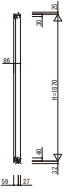
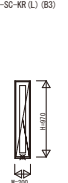
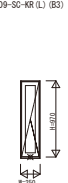

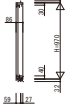

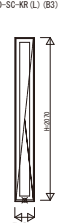
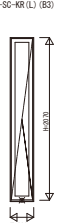
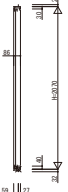






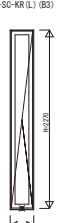
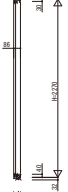
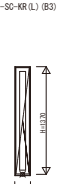
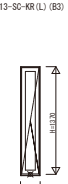




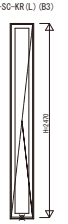
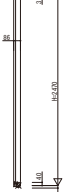

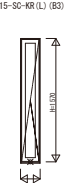
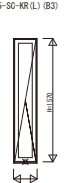
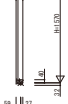









	W=200 (w=160)	W=250 (w=210)	W=275 (w=235)	W=300 (w=260)	縦断面図	W=200 (w=160)	W=250 (w=210)	W=300 (w=260)	縦断面図
H=770 (h=700)									
H=970 (h=900)									
H=1170 (h=1100)									
H=1370 (h=1300)									
H=1570 (h=1500)									
横断面図					内観姿図				
	W=200 (w=160)	W=250 (w=210)	W=275 (w=235)	W=300 (w=260)	横断面図	W=200 (w=160)	W=250 (w=210)	W=300 (w=260)	