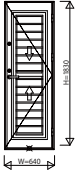
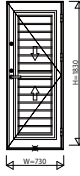
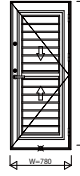
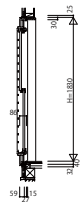
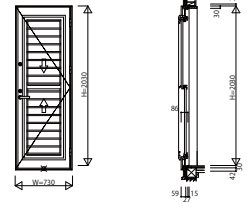
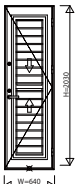
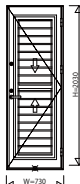
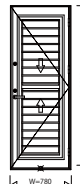
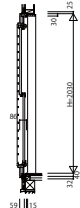
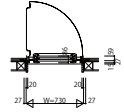


G X D _ K W 防火窓G シリーズ アルミ樹脂複合 勝手口ドア 上げ下げ通風仕様 在来工法

GXD-06018-A-W4R(L)V2	GXD-06918-A-W4R(L)V2	GXD-07418-A-W4R(L)V2	GXD-***18-A-W4R(L)V2		GXD-06920-A-FW4R(L)V2
W=640 H=1,830	W=730 H=1,830	W=780 H=1,830	H=1,830		W=730 H=2,030 プラットフォーム対応枠
					
GXD-06020-A-W4R(L)V2	GXD-06920-A-W4R(L)V2	GXD-07420-A-W4R(L)V2	GXD-***20-A-W4R(L)V2		
W=640 H=2,030	W=730 H=2,030	W=780 H=2,030	H=2,030		
					
GXD-060**-A-W4R(L)V2	GXD-069**-A-W4R(L)V2	GXD-074**-A-W4R(L)V2			
W=640	W=730	W=780			
