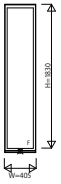


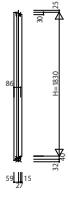
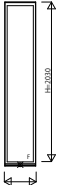


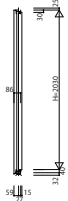
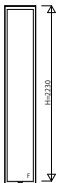


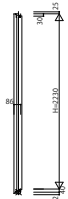


GXFNEO_02 防火窓Gシリーズ アルミ樹脂複合 NEO FIX窓 テラスタイプ

	W=405(w=365)	W=640(w=600)	W=780(w=740)		縦断面図
H=1830(h=1800)	GXF-03618-C-T 	GXF-06018-C-T 	GXF-07418-C-T 	H=1830(h=1800)	
H=2030(h=2000)	GXF-03620-C-T 	GXF-06020-C-T 	GXF-07420-C-T 	H=2030(h=2000)	
H=2230(h=2200)	GXF-03622-C-T 	GXF-06022-C-T 	GXF-07422-C-T 	H=2230(h=2200)	
	W=405(w=365)	W=640(w=600)	W=780(w=740)		
横断面図	