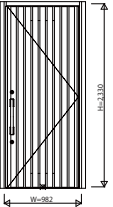
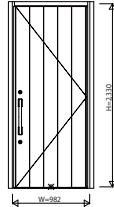
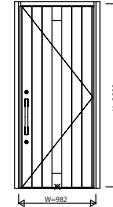
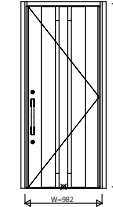
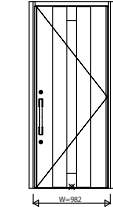
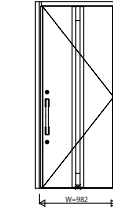
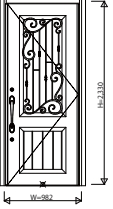
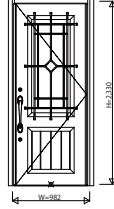
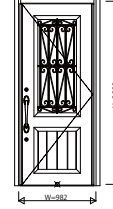
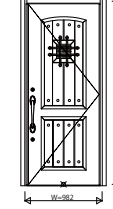
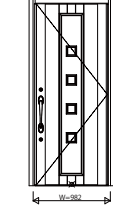
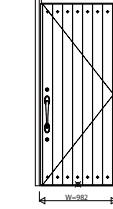
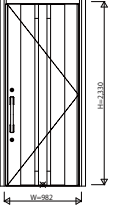
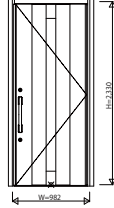
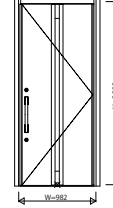


IBD50_01 高断熱玄関ドア イノベスト InnoBestD50 手動錠 片開き

5ED-2A104□-08R(L)	5ED-2A105□-08R(L)	5ED-2A106□-08R(L)	5ED-2A107□-08R(L)	5ED-2A108□-08R(L)	5ED-2A109□-08R(L)	形材断熱枠仕様 片開き
W=982 H=2,330 形材断熱枠仕様	W=982 H=2,330 形材断熱枠仕様	W=982 H=2,330 形材断熱枠仕様	W=982 H=2,330 形材断熱枠仕様	W=982 H=2,330 形材断熱枠仕様	W=982 H=2,330 形材断熱枠仕様	W=982 H=2,330 形材断熱枠仕様
						
5ED-2A501□-08R(L)	5ED-2A502□-08R(L)	5ED-2A503□-08R(L)	5ED-2A504□-08R(L)	5ED-2A505□-08R(L)	5ED-2A506□-08R(L)	
W=982 H=2,330 形材断熱枠仕様	W=982 H=2,330 形材断熱枠仕様	W=982 H=2,330 形材断熱枠仕様	W=982 H=2,330 形材断熱枠仕様	W=982 H=2,330 形材断熱枠仕様	W=982 H=2,330 形材断熱枠仕様	
						
5ED-2A901□-08R(L)	5ED-2A902□-08R(L)	5ED-2A903□-08R(L)				
W=982 H=2,330 形材断熱枠仕様	W=982 H=2,330 形材断熱枠仕様	W=982 H=2,330 形材断熱枠仕様				
						
5ED-1A104□-08R(L)	5ED-1A106□-08R(L)	5ED-1A109□-08R(L)				樹脂複合枠仕様 片開き
W=982 H=2,330 樹脂複合枠仕様	W=982 H=2,330 樹脂複合枠仕様	W=982 H=2,330 樹脂複合枠仕様				W=982 H=2,330
