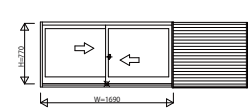
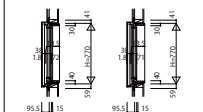
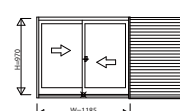
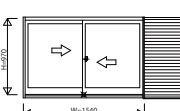
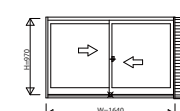
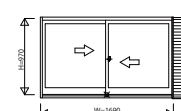
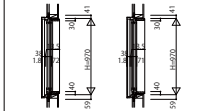
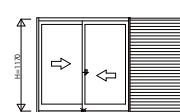
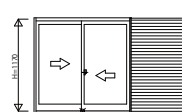
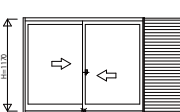
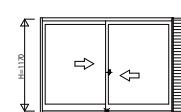
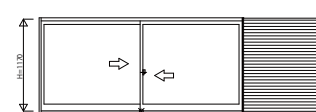
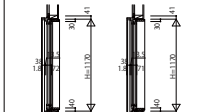
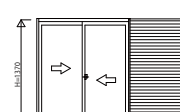
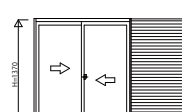
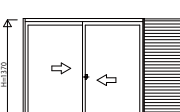
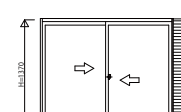
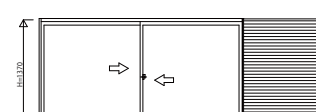
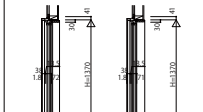
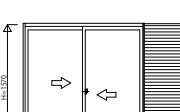
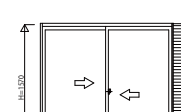
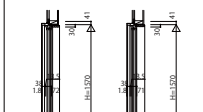
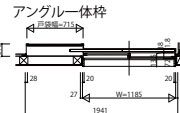
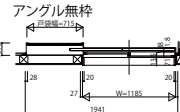
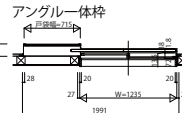
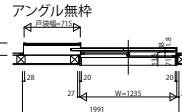
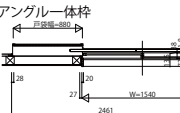
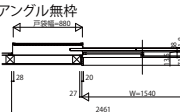
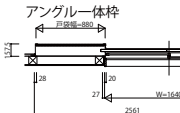
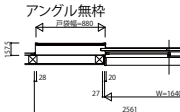
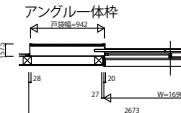
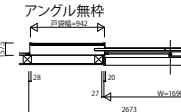
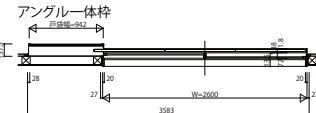
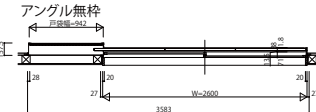


NHRM01 フレミングJ 雨戸付引違い窓 半外付型 2枚建 窓タイプ【新寸法体系サッシ(在来用)】

	W=1185(w=1145)	W=1235(w=1195)	W=1540(w=1500)	W=1640(w=1600)	W=1690(w=1650)	W=2600(w=2560)		縦断面図	
H=770(h=700)					NHR-16507-M-AP, NHR-16507-M-NP 		H=770(h=700)	縦断面図 アンギュルー体柵 	
H=970(h=900)	NHR-11409-M-AP, NHR-11409-M-NP 	NHR-11909-M-AP, NHR-11909-M-NP 	NHR-15009-M-AP, NHR-15009-M-NP 	NHR-16009-M-AP, NHR-16009-M-NP 	NHR-16509-M-AP, NHR-16509-M-NP 		H=970(h=900)	縦断面図 アンギュルー体柵 	
H=1170(h=1100)	NHR-11411-M-AP, NHR-11411-M-NP 	NHR-11911-M-AP, NHR-11911-M-NP 	NHR-15011-M-AP, NHR-15011-M-NP 	NHR-16011-M-AP, NHR-16011-M-NP 	NHR-16511-M-AP, NHR-16511-M-NP 	NHR-25611-M-AP, NHR-25611-M-NP 	H=1170(h=1100)	縦断面図 アンギュルー体柵 	
H=1370(h=1300)	NHR-11413-M-AP, NHR-11413-M-NP 	NHR-11913-M-AP, NHR-11913-M-NP 	NHR-15013-M-AP, NHR-15013-M-NP 	NHR-16013-M-AP, NHR-16013-M-NP 	NHR-16513-M-AP, NHR-16513-M-NP 	NHR-25613-M-AP, NHR-25613-M-NP 	H=1370(h=1300)	縦断面図 アンギュルー体柵 	
H=1570(h=1500)			NHR-15015-M-AP, NHR-15015-M-NP 	NHR-16015-M-AP, NHR-16015-M-NP 	NHR-16515-M-AP, NHR-16515-M-NP 		H=1570(h=1500)	縦断面図 アンギュルー体柵 	
	W=1185(w=1145)	W=1235(w=1195)	W=1540(w=1500)	W=1640(w=1600)	W=1690(w=1650)	W=2600(w=2560)		内観姿図	
横断面図	アンギュルー体柵 戸穴幅-713  アンギュルー無柵 戸穴幅-713 	アンギュルー体柵 戸穴幅-713  アンギュルー無柵 戸穴幅-713 	アンギュルー体柵 戸穴幅-880  アンギュルー無柵 戸穴幅-880 	アンギュルー体柵 戸穴幅-880  アンギュルー無柵 戸穴幅-880 	アンギュルー体柵 戸穴幅-942  アンギュルー無柵 戸穴幅-942 	アンギュルー体柵 戸穴幅-942  アンギュルー無柵 戸穴幅-942 			内観姿図 