




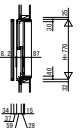





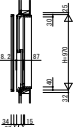





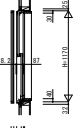





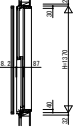


NXUM_M02 在来 フレミングJ 面格子付片上げ下げ窓 井桁格子

※図面を簡略化しております。詳細につきましては、詳細図（納まり図）をご参照ください。
 ※面格子も簡略化しており、面格子の本数等は実物とは異なりますのでご了承ください。

	W=300 (w=260)	W=405 (w=365)	W=640 (w=600)	W=730 (w=690)	W=780 (w=740)		縦断面図
H=770 (h=700)	NXU-02607-M-SPL2 	NXU-03607-M-SPL2 	NXU-06007-M-SPL2 	NXU-06907-M-SPL2 	NXU-07407-M-SPL2 	H=770 (h=700)	
H=970 (h=900)	NXU-02609-M-SPL2 	NXU-03609-M-SPL2 	NXU-06009-M-SPL2 	NXU-06909-M-SPL2 	NXU-07409-M-SPL2 	H=970 (h=900)	
H=1170 (h=1100)	NXU-02611-M-SPL2 	NXU-03611-M-SPL2 	NXU-06011-M-SPL2 	NXU-06911-M-SPL2 	NXU-07411-M-SPL2 	H=1170 (h=1100)	
H=1370 (h=1300)	NXU-02613-M-SPL2 	NXU-03613-M-SPL2 	NXU-06013-M-SPL2 	NXU-06913-M-SPL2 	NXU-07413-M-SPL2 	H=1370 (h=1300)	
	W=300 (w=260)	W=405 (w=365)	W=640 (w=600)	W=730 (w=690)	W=780 (w=740)		
横断面図	