


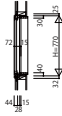
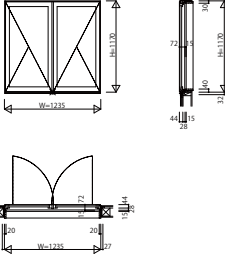
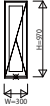
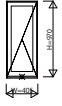
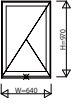
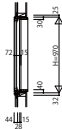
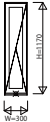
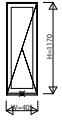
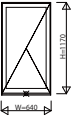
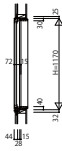
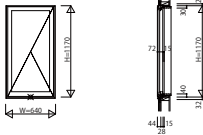
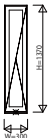
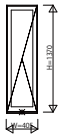
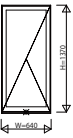



N X V M フレミング J たてすべり出し窓・両たてすべり出し窓・高所用たてすべり出し窓 【新寸法体系サッシ(在来用)】

NXV-02607-M-□(P)R(L) W=300 H=770	NXV-03607-M-□(P)R(L) W=405 H=770	NXV-06007-M-□(P)R(L) W=640 H=770	NXV-***07-M-□(P)R(L) H=770	NXV-11911-M-GA(P) W=1,235 H=1,170 両たてすべり出し窓
				
NXV-02609-M-□(P)R(L) W=300 H=970	NXV-03609-M-□(P)R(L) W=405 H=970	NXV-06009-M-□(P)R(L) W=640 H=970	NXV-***09-M-□(P)R(L) H=970	
				
NXV-02611-M-□(P)R(L) W=300 H=1,170	NXV-03611-M-□(P)R(L) W=405 H=1,170	NXV-06011-M-□(P)R(L) W=640 H=1,170	NXV-***11-M-□(P)R(L) H=1,170	
				NXV-06011-M-F(P)R(L) W=640 H=1,170 高所用たてすべり出し窓
NXV-02613-M-□(P)R(L) W=300 H=1,370	NXV-03613-M-□(P)R(L) W=405 H=1,370	NXV-06013-M-□(P)R(L) W=640 H=1,370	NXV-***13-M-□(P)R(L) H=1,370	
				
NXV-026**-M-□(P)R(L) W=300	NXV-036**-M-□(P)R(L) W=405	NXV-060**-M-□(P)R(L) W=640	内観姿図	
