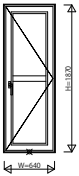
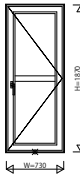
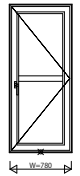
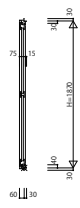
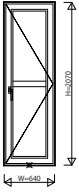
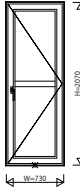
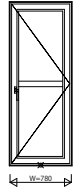
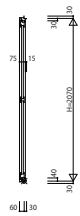
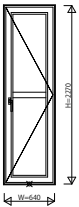
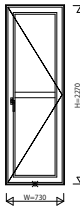
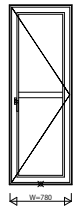
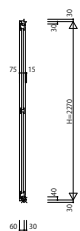
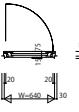
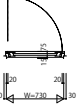
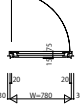


PXDPMH_E 樹脂製窓 プラマードH 片開きドア 中棧有

| | | | | | |
|---|---|---|--|--|--|
| PXD-06018-V(-A)-EYR(L) W=640 H=1,870 | PXD-06918-V(-A)-EYR(L) W=730 H=1,870 | PXD-07418-V(-A)-EYR(L) W=780 H=1,870 | PXD-***18-V(-A)-EYR(L) H=1,870 | | |
|  |  |  |  | | |
| PXD-06020-V(-A)-EYR(L) W=640 H=2,070 | PXD-06920-V(-A)-EYR(L) W=730 H=2,070 | PXD-07420-V(-A)-EYR(L) W=780 H=2,070 | PXD-***20-V(-A)-EYR(L) H=2,070 | | |
|  |  |  |  | | |
| PXD-06022-V(-A)-EYR(L) W=640 H=2,270 | PXD-06922-V(-A)-EYR(L) W=730 H=2,270 | PXD-07422-V(-A)-EYR(L) W=780 H=2,270 | | | |
|  |  |  |  | | |
| PXD-060**-V(-A)-EYR(L) W=640 | PXD-069**-V(-A)-EYR(L) W=730 | PXD-074**-V(-A)-EYR(L) W=780 | | | |
|  |  |  | | | |
| | | | | | |