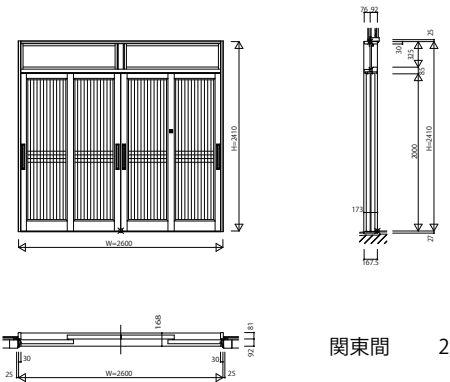
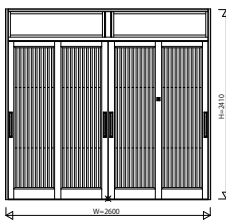
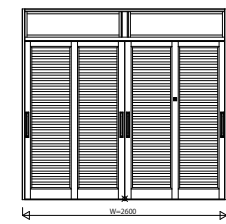
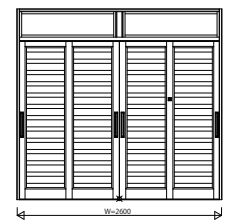
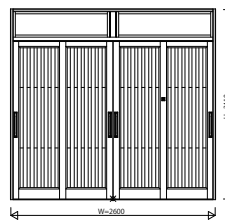
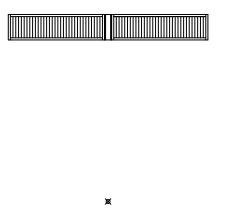
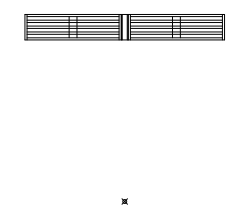
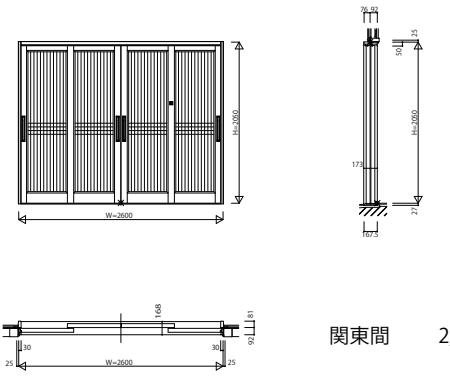


SAE2_05 冴II 新楨 9尺4枚建ランマ付・ランマ無

DHS 3441-22G + DHR-3442	DHS 3442-22G + DHR-3441	DHS 3443-22G + DHR-3441	DHS 3444GN-22G + DHR-3441	DHS 3445-22G + DHR-3441
W=2,600 H=2,410 東	W=2,600 H=2,410 東	W=2,600 H=2,410 東	W=2,600 H=2,410 東	W=2,600 H=2,410 東
 <p>関東間 2,600×2,410</p>				

	千本格子ランマ	横格子ランマ		
				

DHS 3441-12G	DHS 3442-12G	DHS 3443-12G	DHS 3444GN-12G	DHS 3445-12G
W=2,600 H=2,050 東	W=2,600 H=2,050 東	W=2,600 H=2,050 東	W=2,600 H=2,050 東	W=2,600 H=2,050 東
 <p>関東間 2,600×2,050</p>	