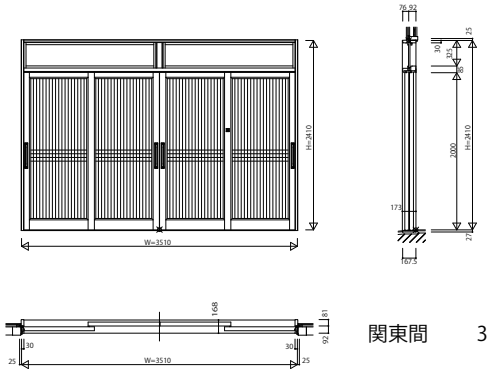
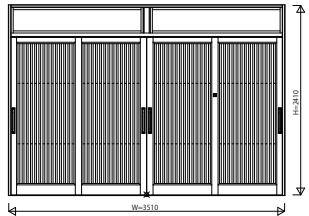
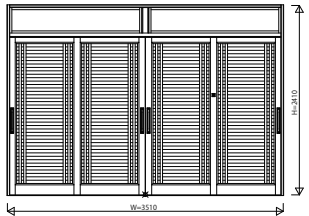
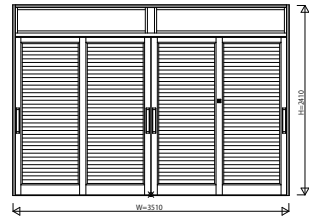

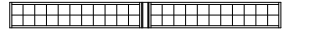

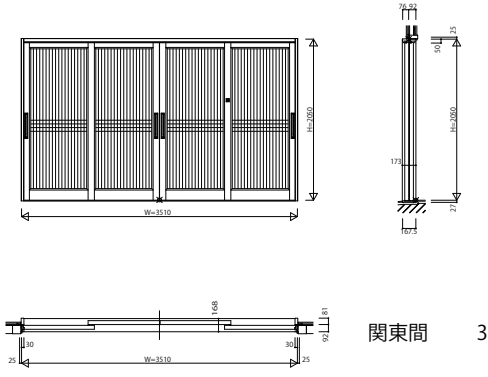


SAE2\_13 冨II 12尺4枚建ランマ付・ランマ無

DHS 3151-26G + DHR-3151	DHS 3152-26G + DHR-3151	DHS 3154-26G + DHR-3151	DHS 3155-26G + DHR-3151	
W=3,510 H=2,410 東	W=3,510 H=2,410 東	W=3,510 H=2,410 東	W=3,510 H=2,410 東	
 <p>関東間 3,510×2,410</p>				
	千本格子ランマ	井桁格子ランマ	霞格子ランマ	
				
DHS 3151-16G	DHS 3152-16G	DHS 3154-16G	DHS 3155-16G	
W=3,510 H=2,050 東	W=3,510 H=2,050 東	W=3,510 H=2,050 東	W=3,510 H=2,050 東	
 <p>関東間 3,510×2,050</p>	