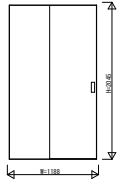
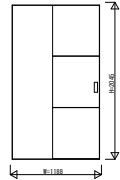
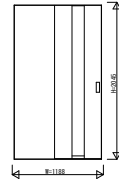
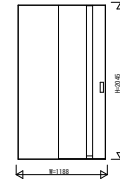
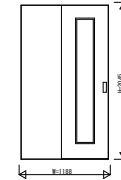
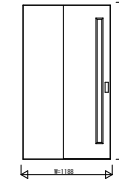
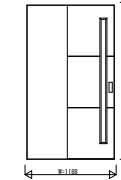
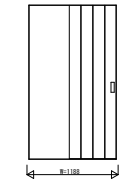
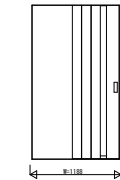
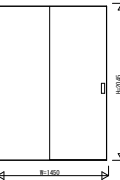
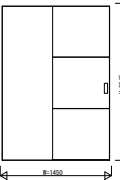
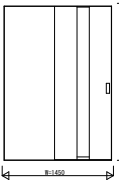
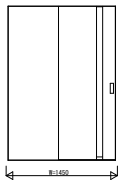
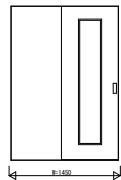
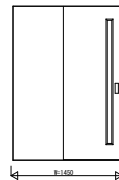
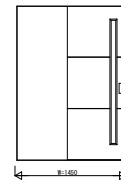

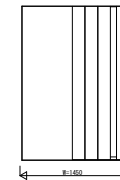
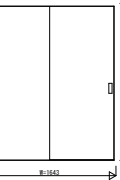
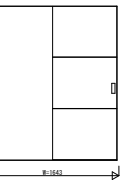
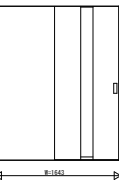

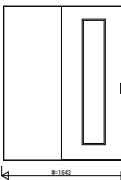
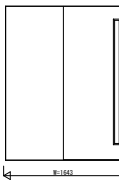
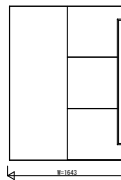



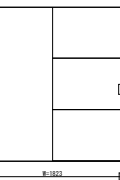
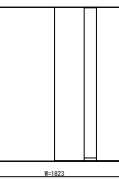

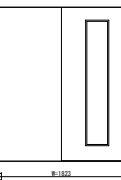

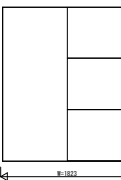

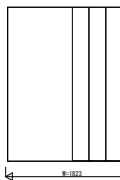
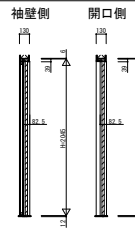


WWKWV01 インテリアドアシリーズ famitto/W (木調タイプ) 片引き戸 ラウンドレール

TA/A36デザイン	Y14/A34デザイン	TL/A65デザイン	TM/A60デザイン	TG/A66デザイン	TN/A67デザイン	Y64/A56デザイン	T11/A37デザイン	T61/A68デザイン
W=1,188 H=2,045	W=1,188 H=2,045	W=1,188 H=2,045	W=1,188 H=2,045	W=1,188 H=2,045	W=1,188 H=2,045	W=1,188 H=2,045	W=1,188 H=2,045	W=1,188 H=2,045
								
TA/A36デザイン	Y14/A34デザイン	TL/A65デザイン	TM/A60デザイン	TG/A66デザイン	TN/A67デザイン	Y64/A56デザイン	T11/A37デザイン	T61/A68デザイン
W=1,450 H=2,045	W=1,450 H=2,045	W=1,450 H=2,045	W=1,450 H=2,045	W=1,450 H=2,045	W=1,450 H=2,045	W=1,450 H=2,045	W=1,450 H=2,045	W=1,450 H=2,045
								
TA/A36デザイン	Y14/A34デザイン	TL/A65デザイン	TM/A60デザイン	TG/A66デザイン	TN/A67デザイン	Y64/A56デザイン	T11/A37デザイン	T61/A68デザイン
W=1,643 H=2,045	W=1,643 H=2,045	W=1,643 H=2,045	W=1,643 H=2,045	W=1,643 H=2,045	W=1,643 H=2,045	W=1,643 H=2,045	W=1,643 H=2,045	W=1,643 H=2,045
								
TA/A36デザイン	Y14/A34デザイン	TL/A65デザイン	TM/A60デザイン	TG/A66デザイン	TN/A67デザイン	Y64/A56デザイン	T11/A37デザイン	T61/A68デザイン
W=1,823 H=2,045	W=1,823 H=2,045	W=1,823 H=2,045	W=1,823 H=2,045	W=1,823 H=2,045	W=1,823 H=2,045	W=1,823 H=2,045	W=1,823 H=2,045	W=1,823 H=2,045
								

3方枠
埋込敷居の場合



3方枠
直付敷居の場合

